

Daily Summary for Amman Stock Exchange

VALUE TRADED (JD)

	2019	2020	NET CHANGE	CHANGE (%)
Daily	5,377,678	4,347,373	-1,030,305	-19.16%
Cumulative(4/8-17/8)	41,477,926	51,716,987	10,239,061	24.69%
Cumulative(2/1-17/8)	859,287,157	568,824,141	-290,463,016	-33.80%

NO. OF SHARES TRADED

	2019	2020	NET CHANGE	CHANGE (%)
Daily	4,749,385	4,509,300	-240,085	-5.06%
Cumulative(4/8-17/8)	39,330,925	57,705,321	18,374,396	46.72%
Cumulative(2/1-17/8)	728,117,663	576,871,745	-151,245,918	-20.77%

NO. OF TRANSACTIONS

	2019	2020	NET CHANGE	CHANGE (%)
Daily	2,193	1,946	-247	-11.26%
Cumulative(4/8-17/8)	19,302	21,237	1,935	10.02%
Cumulative(2/1-17/8)	323,775	227,646	-96,129	-29.69%

SOME FINANCIAL RATIOS FOR THE ASE (17/8/2020)

SECTOR	P/E	P/BV	DIVIDEND YIELD (%)	TURNOVER (%)
FINANCIAL	9.229	0.749	0.168	0.081
SERVICES	11.916	0.983	5.324	0.068
INDUSTRY	15.538	1.268	3.388	0.025
OVERALL	9.882	0.867	1.802	0.071

STOCK PRICE INDEX WEIGHTED BY FREE FLOAT MARKET CAPITALIZATION (1999=1000)

	SUNDAY 16/08/2020	MONDAY 17/08/2020	% CHANGE	
			DAY BEFORE	YTD
GENERAL	1576.5	1579.1	0.16%	-13.01%
FINANCIAL	2097.8	2104.3	0.31%	-14.11%
SERVICES	1107.5	1107.4	-0.01%	-14.36%
INDUSTRY	1827.4	1826.7	-0.04%	-1.63%

STOCK PRICE INDEX WEIGHTED BY FREE FLOAT MARKET CAPITALIZATION ASE20 (2014=1000)

	771.7	773.2	0.20%	-13.22%
--	-------	-------	-------	---------

STOCK PRICE INDEX WEIGHTED BY MARKET CAPITALIZATION (1991=1000)

	SUNDAY 16/08/2020	MONDAY 17/08/2020	% CHANGE	
			DAY BEFORE	YTD
GENERAL	2907.0	2917.1	0.35%	-16.98%
BANKS	5446.3	5491.2	0.82%	-22.61%
INSURANCE	1304.2	1303.5	-0.05%	1.63%
SERVICES	663.0	660.8	-0.34%	-10.19%
INDUSTRY	2385.2	2381.0	-0.18%	-8.89%

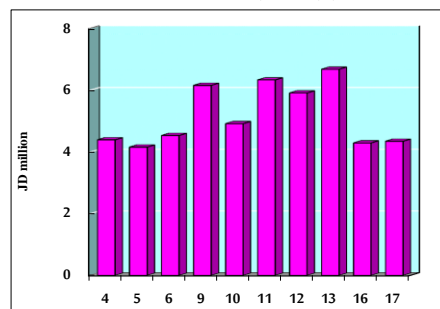
STOCK PRICE MARKET INDEX WEIGHTED BY FREE FLOAT MARKET CAP. (2012=1000)

	SUNDAY 16/08/2020	MONDAY 17/08/2020	% CHANGE	
			DAY BEFORE	YTD
FIRST MARKET	829.2	830.9	0.21%	-13.07%
SECOND MARKET	779.5	778.5	-0.13%	-6.89%

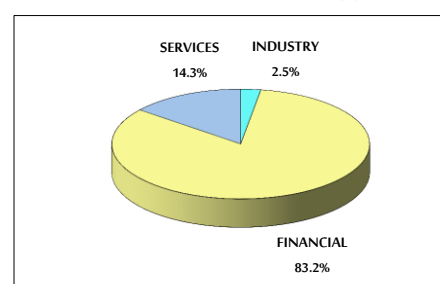
MARKET CAPITALIZATION (JD)

	12,327,404,366	12,367,734,756	0.33%	-17.08%
--	----------------	----------------	-------	---------

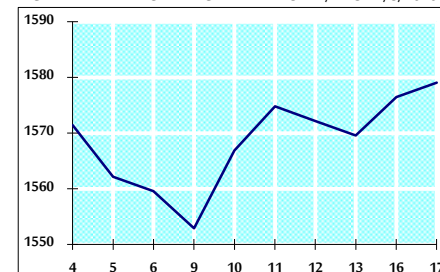
VALUE TRADED FROM 4/7 TO 17/8/2020



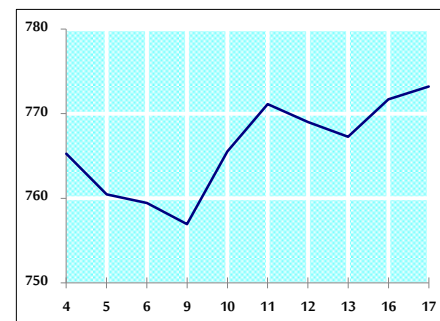
VALUE TRADED BY SECTOR MONDAY 17/8/2020



GENERAL FREE FLOAT PRICE INDEX FROM 4/7 TO 17/8/2020



ASE20 FREE FLOAT PRICE INDEX FROM 4/7 TO 17/8/2020



GENERAL PRICE INDEX FROM 4/7 TO 17/8/2020

