

Daily Summary for Amman Stock Exchange

VALUE TRADED (JD)

	2019	2020	NET CHANGE	CHANGE (%)
Daily	2,762,264	4,916,810	2,154,546	78.00%
Cumulative(4/8-10/8)	19,239,405	24,160,356	4,920,951	25.58%
Cumulative(2/1-10/8)	837,048,636	541,267,510	-295,781,126	-35.34%

NO. OF SHARES TRADED

	2019	2020	NET CHANGE	CHANGE (%)
Daily	2,835,085	5,896,560	3,061,475	107.99%
Cumulative(4/8-10/8)	19,112,971	28,019,234	8,906,263	46.60%
Cumulative(2/1-10/8)	707,899,709	547,185,658	-160,714,051	-22.70%

NO. OF TRANSACTIONS

	2019	2020	NET CHANGE	CHANGE (%)
Daily	1,770	2,041	271	15.31%
Cumulative(4/8-10/8)	10,006	11,418	1,412	14.11%
Cumulative(2/1-10/8)	314,479	217,827	-96,652	-30.73%

SOME FINANCIAL RATIOS FOR THE ASE (10/8/2020)

SECTOR	P/E	P/BV	DIVIDEND YIELD (%)	TURNOVER (%)
FINANCIAL	9.180	0.745	0.169	0.073
SERVICES	11.879	0.980	5.341	0.100
INDUSTRY	15.335	1.252	3.433	0.189
OVERALL	9.814	0.859	1.803	0.093

STOCK PRICE INDEX WEIGHTED BY FREE FLOAT MARKET CAPITALIZATION (1999=1000)

	SUNDAY 09/08/2020	MONDAY 10/08/2020	% CHANGE	
			DAY BEFORE	YTD
GENERAL	1552.9	1566.9	0.90%	-13.68%
FINANCIAL	2086.6	2091.7	0.24%	-14.62%
SERVICES	1065.1	1091.7	2.49%	-15.57%
INDUSTRY	1808.0	1819.2	0.62%	-2.03%

STOCK PRICE INDEX WEIGHTED BY FREE FLOAT MARKET CAPITALIZATION ASE20 (2014=1000)

	757.0	765.5	1.14%	-14.08%
--	-------	-------	-------	---------

STOCK PRICE INDEX WEIGHTED BY MARKET CAPITALIZATION (1991=1000)

	SUNDAY 09/08/2020	MONDAY 10/08/2020	% CHANGE	
			DAY BEFORE	YTD
GENERAL	2872.4	2895.6	0.81%	-17.59%
BANKS	5449.3	5452.8	0.06%	-23.15%
INSURANCE	1299.5	1304.2	0.36%	1.69%
SERVICES	654.4	664.5	1.54%	-9.69%
INDUSTRY	2300.6	2344.0	1.89%	-10.30%

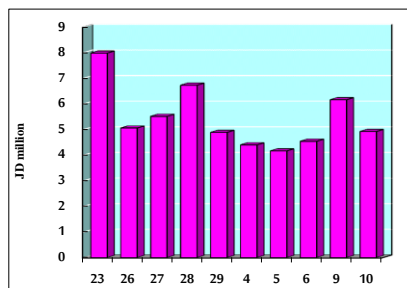
STOCK PRICE MARKET INDEX WEIGHTED BY FREE FLOAT MARKET CAP. (2012=1000)

	SUNDAY 09/08/2020	MONDAY 10/08/2020	% CHANGE	
			DAY BEFORE	YTD
FIRST MARKET	814.5	822.9	1.02%	-13.91%
SECOND MARKET	784.7	784.3	-0.05%	-6.18%

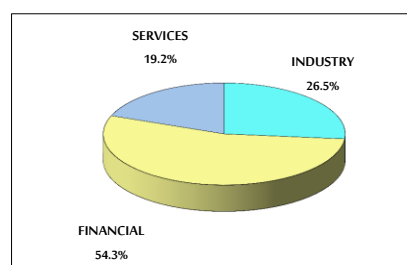
MARKET CAPITALIZATION (JD)

	12,265,301,207	12,282,429,943	0.14%	-17.65%
--	----------------	----------------	-------	---------

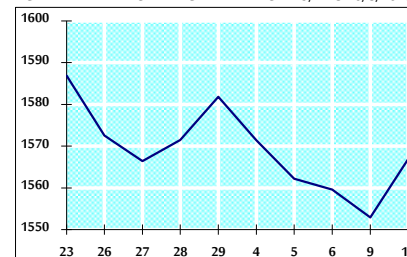
VALUE TRADED FROM 23/7 TO 10/8/2020



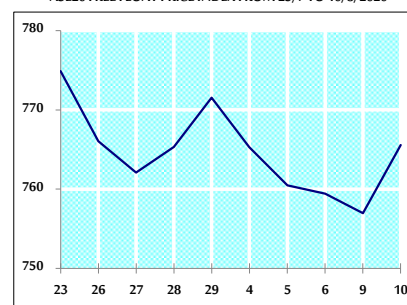
VALUE TRADED BY SECTOR MONDAY 10/8/2020



GENERAL FREE FLOAT PRICE INDEX FROM 23/7 TO 10/8/2020



ASE20 FREE FLOAT PRICE INDEX FROM 23/7 TO 10/8/2020



GENERAL PRICE INDEX FROM 23/7 TO 10/8/2020

