

Daily Summary for Amman Stock Exchange

VALUE TRADED (JD)

	2019	2020	NET CHANGE	CHANGE (%)
Daily	3,540,198	6,155,050	2,614,852	73.86%
Cumulative(4/8-9/8)	16,477,141	19,243,546	2,766,405	16.79%
Cumulative(2/1-9/8)	834,286,372	536,350,700	-297,935,672	-35.71%

NO. OF SHARES TRADED

	2019	2020	NET CHANGE	CHANGE (%)
Daily	3,278,757	6,954,734	3,675,977	112.11%
Cumulative(4/8-9/8)	16,277,886	22,122,674	5,844,788	35.91%
Cumulative(2/1-9/8)	705,064,624	541,289,098	-163,775,526	-23.23%

NO. OF TRANSACTIONS

	2019	2020	NET CHANGE	CHANGE (%)
Daily	1,858	1,823	-35	-1.88%
Cumulative(4/8-9/8)	8,236	9,377	1,141	13.85%
Cumulative(2/1-9/8)	312,709	215,786	-96,923	-30.99%

SOME FINANCIAL RATIOS FOR THE ASE (9/8/2020)

SECTOR	P/E	P/BV	DIVIDEND YIELD (%)	TURNOVER (%)
FINANCIAL	9.174	0.744	0.169	0.119
SERVICES	11.355	0.937	5.235	0.031
INDUSTRY	15.091	1.232	3.489	0.175
OVERALL	9.710	0.849	1.806	0.105

STOCK PRICE INDEX WEIGHTED BY FREE FLOAT MARKET CAPITALIZATION (1999=1000)

	THURSDAY 06/08/2020	SUNDAY 09/08/2020	% CHANGE	
			DAY BEFORE	YTD
GENERAL	1559.6	1552.9	-0.43%	-14.45%
FINANCIAL	2095.1	2086.6	-0.40%	-14.83%
SERVICES	1075.7	1065.1	-0.98%	-17.62%
INDUSTRY	1802.2	1808.0	0.32%	-2.64%

STOCK PRICE INDEX WEIGHTED BY FREE FLOAT MARKET CAPITALIZATION ASE20 (2014=1000)

	THURSDAY 06/08/2020	SUNDAY 09/08/2020	% CHANGE
	759.4	757.0	-0.33%

STOCK PRICE INDEX WEIGHTED BY MARKET CAPITALIZATION (1991=1000)

	THURSDAY 06/08/2020	SUNDAY 09/08/2020	% CHANGE	
			DAY BEFORE	YTD
GENERAL	2871.6	2872.4	0.03%	-18.25%
BANKS	5445.9	5449.3	0.06%	-23.20%
INSURANCE	1300.2	1299.5	-0.06%	1.32%
SERVICES	663.5	654.4	-1.37%	-11.06%
INDUSTRY	2282.6	2300.6	0.79%	-11.96%

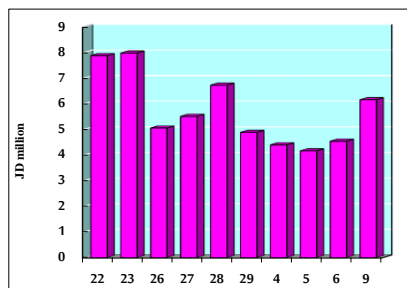
STOCK PRICE MARKET INDEX WEIGHTED BY FREE FLOAT MARKET CAP. (2012=1000)

	THURSDAY 06/08/2020	SUNDAY 09/08/2020	% CHANGE	
			DAY BEFORE	YTD
FIRST MARKET	817.2	814.5	-0.33%	-14.78%
SECOND MARKET	791.1	784.7	-0.81%	-6.14%

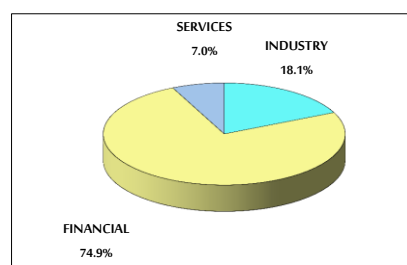
MARKET CAPITALIZATION (JD)

	2019	2020	% CHANGE
	12,261,480,303	12,265,301,207	0.03%

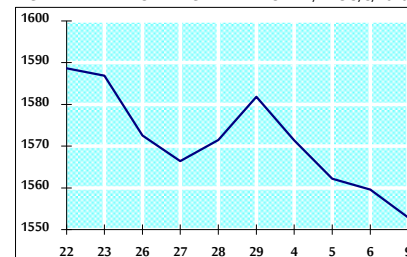
VALUE TRADED FROM 22/7 TO 9/8/2020



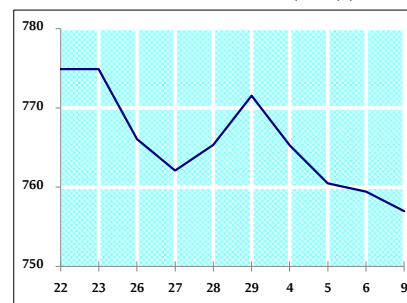
VALUE TRADED BY SECTOR SUNDAY 9/8/2020



GENERAL FREE FLOAT PRICE INDEX FROM 22/7 TO 9/8/2020



ASE20 FREE FLOAT PRICE INDEX FROM 22/7 TO 9/8/2020



GENERAL PRICE INDEX FROM 22/7 TO 9/8/2020

