

Daily Summary for Amman Stock Exchange

VALUE TRADED (JD)

	2019	2020	NET CHANGE	CHANGE (%)
Daily	-	4,096,489	-	-
Cumulative(4/8-30/8)	107,985,144	88,774,859	-19,210,285	-17.79%
Cumulative(2/1-30/8)	925,794,375	605,882,013	-319,912,362	-34.56%

NO. OF SHARES TRADED

	2019	2020	NET CHANGE	CHANGE (%)
Daily	-	5,015,110	-	-
Cumulative(4/8-30/8)	89,077,262	104,841,226	15,763,964	17.70%
Cumulative(2/1-30/8)	777,864,000	624,007,650	-153,856,350	-19.78%

NO. OF TRANSACTIONS

	2019	2020	NET CHANGE	CHANGE (%)
Daily	-	2,234	-	-
Cumulative(4/8-30/8)	35,462	38,782	3,320	9.36%
Cumulative(2/1-30/8)	339,935	245,191	-94,744	-27.87%

SOME FINANCIAL RATIOS FOR THE ASE (30/8/2020)

SECTOR	P/E	P/BV	DIVIDEND YIELD (%)	TURNOVER (%)
FINANCIAL	9.059	0.735	0.171	0.057
SERVICES	11.928	0.984	5.363	0.074
INDUSTRY	15.476	1.263	3.402	0.204
OVERALL	9.755	0.856	1.832	0.079

STOCK PRICE INDEX WEIGHTED BY FREE FLOAT MARKET CAPITALIZATION (1999=1000)

	THURSDAY 27/08/2020	SUNDAY 30/08/2020	% CHANGE	
			DAY BEFORE	YTD
GENERAL	1576.7	1574.4	-0.15%	-13.27%
FINANCIAL	2095.4	2093.6	-0.09%	-14.54%
SERVICES	1113.7	1113.7	0.00%	-13.87%
INDUSTRY	1824.7	1814.9	-0.53%	-2.26%

STOCK PRICE INDEX WEIGHTED BY FREE FLOAT MARKET CAPITALIZATION ASE20 (2014=1000)

	772.6	771.2	-0.19%	-13.44%
--	-------	-------	--------	---------

STOCK PRICE INDEX WEIGHTED BY MARKET CAPITALIZATION (1991=1000)

	THURSDAY 27/08/2020	SUNDAY 30/08/2020	% CHANGE	
			DAY BEFORE	YTD
GENERAL	2886.8	2879.6	-0.25%	-18.05%
BANKS	5388.5	5372.7	-0.29%	-24.28%
INSURANCE	1292.3	1294.6	0.17%	0.94%
SERVICES	658.7	662.5	0.59%	-9.95%
INDUSTRY	2384.4	2369.3	-0.63%	-9.33%

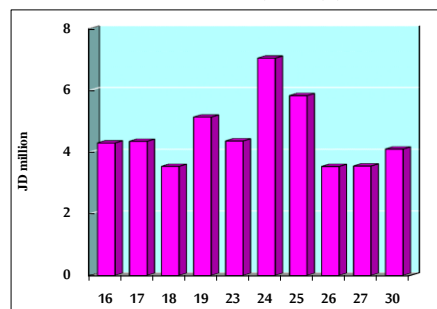
STOCK PRICE MARKET INDEX WEIGHTED BY FREE FLOAT MARKET CAP. (2012=1000)

	THURSDAY 27/08/2020	SUNDAY 30/08/2020	% CHANGE	
			DAY BEFORE	YTD
FIRST MARKET	830.4	829.0	-0.17%	-13.27%
SECOND MARKET	781.1	779.6	-0.20%	-6.76%

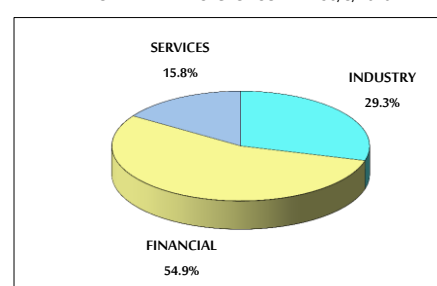
MARKET CAPITALIZATION (JD)

	12,250,004,431	12,222,580,290	-0.22%	-18.05%
--	----------------	----------------	--------	---------

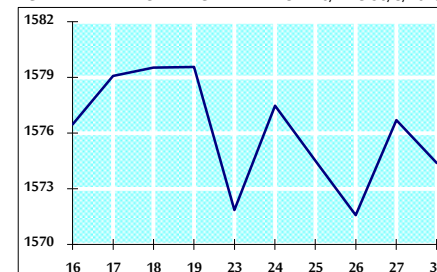
VALUE TRADED FROM 16/7 TO 30/8/2020



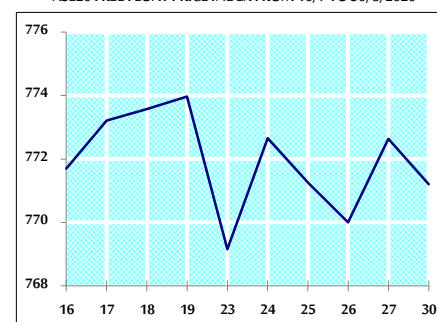
VALUE TRADED BY SECTOR SUNDAY 30/8/2020



GENERAL FREE FLOAT PRICE INDEX FROM 16/7 TO 30/8/2020



ASE20 FREE FLOAT PRICE INDEX FROM 16/7 TO 30/8/2020



GENERAL PRICE INDEX FROM 16/7 TO 30/8/2020

