

Daily Summary for Amman Stock Exchange

VALUE TRADED (JD)

	2019	2020	NET CHANGE	CHANGE (%)
Daily	16,526,816	3,546,371	-12,980,445	-78.54%
Cumulative(4/8-27/8)	107,985,144	84,678,370	-23,306,774	-21.58%
Cumulative(2/1-27/8)	925,794,375	601,785,524	-324,008,851	-35.00%

NO. OF SHARES TRADED

	2019	2020	NET CHANGE	CHANGE (%)
Daily	14,685,706	3,900,513	-10,785,193	-73.44%
Cumulative(4/8-27/8)	89,077,262	99,826,116	10,748,854	12.07%
Cumulative(2/1-27/8)	777,864,000	618,992,540	-158,871,460	-20.42%

NO. OF TRANSACTIONS

	2019	2020	NET CHANGE	CHANGE (%)
Daily	2,639	1,773	-866	-32.82%
Cumulative(4/8-27/8)	35,462	36,548	1,086	3.06%
Cumulative(2/1-27/8)	339,935	242,957	-96,978	-28.53%

SOME FINANCIAL RATIOS FOR THE ASE (27/8/2020)

SECTOR	P/E	P/BV	DIVIDEND YIELD (%)	TURNOVER (%)
FINANCIAL	9.081	0.737	0.171	0.048
SERVICES	11.873	0.980	5.388	0.107
INDUSTRY	15.567	1.271	3.382	0.058
OVERALL	9.779	0.858	1.828	0.062

STOCK PRICE INDEX WEIGHTED BY FREE FLOAT MARKET CAPITALIZATION (1999=1000)

	WEDNESDAY 26/08/2020	THURSDAY 27/08/2020	% CHANGE	
			DAY BEFORE	YTD
GENERAL	1571.6	1576.7	0.33%	-13.14%
FINANCIAL	2095.2	2095.4	0.01%	-14.47%
SERVICES	1098.0	1113.7	1.43%	-13.87%
INDUSTRY	1826.7	1824.7	-0.11%	-1.74%

STOCK PRICE INDEX WEIGHTED BY FREE FLOAT MARKET CAPITALIZATION ASE20 (2014=1000)

	770.0	772.6	0.34%	-13.28%
--	-------	-------	-------	---------

STOCK PRICE INDEX WEIGHTED BY MARKET CAPITALIZATION (1991=1000)

	WEDNESDAY 26/08/2020	THURSDAY 27/08/2020	% CHANGE	
			DAY BEFORE	YTD
GENERAL	2892.1	2886.8	-0.18%	-17.84%
BANKS	5416.3	5388.5	-0.51%	-24.06%
INSURANCE	1290.3	1292.3	0.16%	0.76%
SERVICES	658.4	658.7	0.04%	-10.48%
INDUSTRY	2377.1	2384.4	0.31%	-8.76%

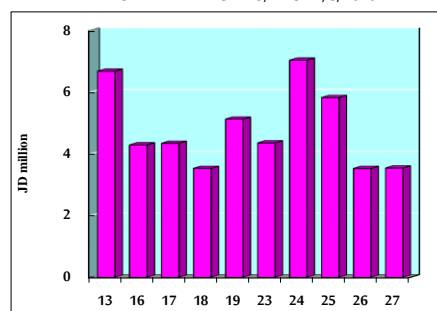
STOCK PRICE MARKET INDEX WEIGHTED BY FREE FLOAT MARKET CAP. (2012=1000)

	WEDNESDAY 26/08/2020	THURSDAY 27/08/2020	% CHANGE	
			DAY BEFORE	YTD
FIRST MARKET	827.4	830.4	0.36%	-13.13%
SECOND MARKET	778.7	781.1	0.31%	-6.57%

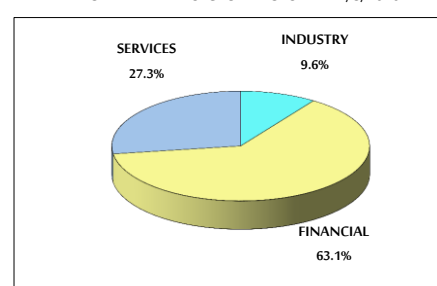
MARKET CAPITALIZATION (JD)

	12,269,931,132	12,250,004,431	-0.16%	-17.87%
--	----------------	----------------	--------	---------

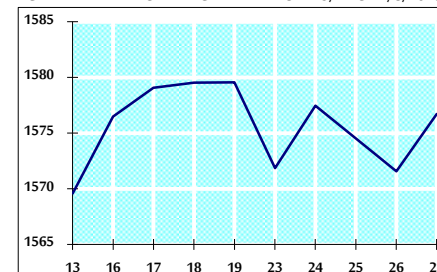
VALUE TRADED FROM 13/7 TO 27/8/2020



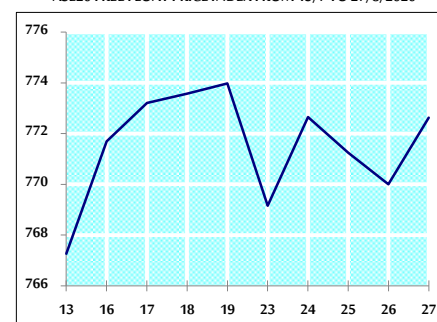
VALUE TRADED BY SECTOR THURSDAY 27/8/2020



GENERAL FREE FLOAT PRICE INDEX FROM 13/7 TO 27/8/2020



ASE20 FREE FLOAT PRICE INDEX FROM 13/7 TO 27/8/2020



GENERAL PRICE INDEX FROM 13/7 TO 27/8/2020

