

Daily Summary for Amman Stock Exchange

VALUE TRADED (JD)

	2019	2020	NET CHANGE	CHANGE (%)
Daily	8,724,516	3,532,186	-5,192,330	-59.51%
Cumulative(4/8-26/8)	91,458,328	81,131,999	-10,326,329	-11.29%
Cumulative(2/1-26/8)	909,267,559	598,239,153	-311,028,406	-34.21%

NO. OF SHARES TRADED

	2019	2020	NET CHANGE	CHANGE (%)
Daily	7,006,463	4,569,015	-2,437,448	-34.79%
Cumulative(4/8-26/8)	74,391,556	95,925,603	21,534,047	28.95%
Cumulative(2/1-26/8)	763,178,294	615,092,027	-148,086,267	-19.40%

NO. OF TRANSACTIONS

	2019	2020	NET CHANGE	CHANGE (%)
Daily	2,652	1,878	-774	-29.19%
Cumulative(4/8-26/8)	32,823	34,775	1,952	5.95%
Cumulative(2/1-26/8)	337,296	241,184	-96,112	-28.49%

SOME FINANCIAL RATIOS FOR THE ASE (26/8/2020)

SECTOR	P/E	P/BV	DIVIDEND YIELD (%)	TURNOVER (%)
FINANCIAL	9.119	0.740	0.170	0.053
SERVICES	11.796	0.973	5.423	0.058
INDUSTRY	15.577	1.272	3.380	0.195
OVERALL	9.797	0.860	1.824	0.072

STOCK PRICE INDEX WEIGHTED BY FREE FLOAT MARKET CAPITALIZATION (1999=1000)

	TUESDAY 25/08/2020	WEDNESDAY 26/08/2020	% CHANGE	
			DAY BEFORE	YTD
GENERAL	1574.5	1571.6	-0.19%	-13.42%
FINANCIAL	2096.8	2095.2	-0.08%	-14.48%
SERVICES	1103.5	1098.0	-0.49%	-15.08%
INDUSTRY	1829.2	1826.7	-0.14%	-1.63%

STOCK PRICE INDEX WEIGHTED BY FREE FLOAT MARKET CAPITALIZATION ASE20 (2014=1000)

	771.3	770.0	-0.16%	-13.58%
--	-------	-------	--------	---------

STOCK PRICE INDEX WEIGHTED BY MARKET CAPITALIZATION (1991=1000)

	TUESDAY 25/08/2020	WEDNESDAY 26/08/2020	% CHANGE	
			DAY BEFORE	YTD
GENERAL	2899.2	2892.1	-0.25%	-17.69%
BANKS	5430.9	5416.3	-0.27%	-23.67%
INSURANCE	1291.0	1290.3	-0.05%	0.61%
SERVICES	657.5	658.4	0.13%	-10.51%
INDUSTRY	2386.9	2377.1	-0.41%	-9.03%

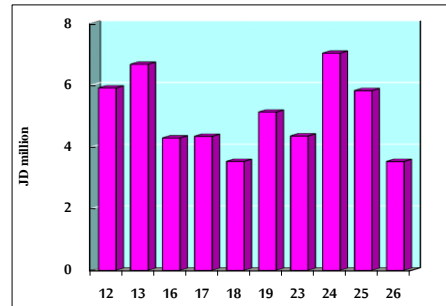
STOCK PRICE MARKET INDEX WEIGHTED BY FREE FLOAT MARKET CAP. (2012=1000)

	TUESDAY 25/08/2020	WEDNESDAY 26/08/2020	% CHANGE	
			DAY BEFORE	YTD
FIRST MARKET	828.8	827.4	-0.17%	-13.43%
SECOND MARKET	779.1	778.7	-0.06%	-6.86%

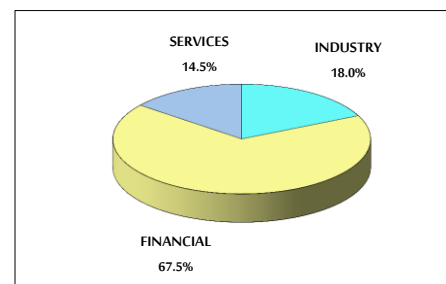
MARKET CAPITALIZATION (JD)

	12,298,524,005	12,269,931,132	-0.23%	-17.73%
--	----------------	----------------	--------	---------

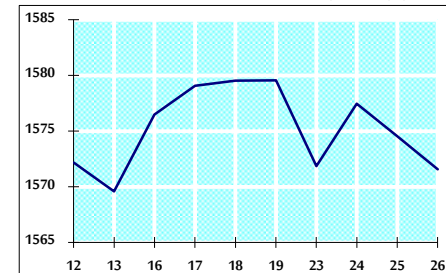
VALUE TRADED FROM 12/7 TO 26/8/2020



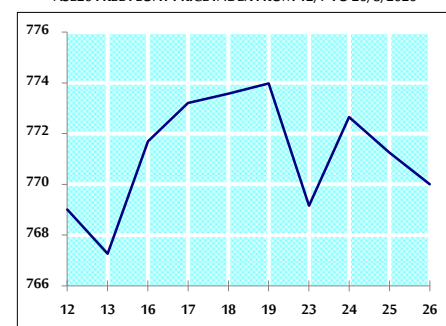
VALUE TRADED BY SECTOR WEDNESDAY 26/8/2020



GENERAL FREE FLOAT PRICE INDEX FROM 12/7 TO 26/8/2020



ASE20 FREE FLOAT PRICE INDEX FROM 12/7 TO 26/8/2020



GENERAL PRICE INDEX FROM 12/7 TO 26/8/2020

