

## Daily Summary for Amman Stock Exchange

### VALUE TRADED (JD)

	2019	2020	NET CHANGE	CHANGE (%)
Daily	16,126,373	4,358,510	-11,767,863	-72.97%
Cumulative(4/8-23/8)	65,255,033	64,740,730	-514,303	-0.79%
Cumulative(2/1-23/8)	883,064,264	581,847,884	-301,216,380	-34.11%

### NO. OF SHARES TRADED

	2019	2020	NET CHANGE	CHANGE (%)
Daily	8,470,948	5,608,972	-2,861,976	-33.79%
Cumulative(4/8-23/8)	54,033,724	74,818,244	20,784,520	38.47%
Cumulative(2/1-23/8)	742,820,462	593,984,668	-148,835,794	-20.04%

### NO. OF TRANSACTIONS

	2019	2020	NET CHANGE	CHANGE (%)
Daily	2,273	2,340	67	2.95%
Cumulative(4/8-23/8)	25,452	27,657	2,205	8.66%
Cumulative(2/1-23/8)	329,925	234,066	-95,859	-29.05%

### SOME FINANCIAL RATIOS FOR THE ASE (23/8/2020)

SECTOR	P/E	P/BV	DIVIDEND YIELD (%)	TURNOVER (%)
FINANCIAL	9.167	0.744	0.169	0.071
SERVICES	11.826	0.976	5.409	0.093
INDUSTRY	15.618	1.275	3.371	0.171
OVERALL	9.843	0.864	1.816	0.088

### STOCK PRICE INDEX WEIGHTED BY FREE FLOAT MARKET CAPITALIZATION (1999=1000)

	WEDNESDAY 19/08/2020	SUNDAY 23/08/2020	% CHANGE	
			DAY BEFORE	YTD
GENERAL	1579.6	1571.9	-0.49%	-13.41%
FINANCIAL	2103.8	2094.0	-0.47%	-14.53%
SERVICES	1108.7	1099.8	-0.80%	-14.94%
INDUSTRY	1830.9	1827.0	-0.22%	-1.62%

### STOCK PRICE INDEX WEIGHTED BY FREE FLOAT MARKET CAPITALIZATION ASE20 (2014=1000)

	774.0	769.2	-0.62%	-13.67%
--	-------	-------	--------	---------

### STOCK PRICE INDEX WEIGHTED BY MARKET CAPITALIZATION (1991=1000)

	WEDNESDAY 19/08/2020	SUNDAY 23/08/2020	% CHANGE	
			DAY BEFORE	YTD
GENERAL	2914.0	2905.6	-0.29%	-17.31%
BANKS	5464.1	5448.2	-0.29%	-23.22%
INSURANCE	1304.8	1292.0	-0.98%	0.74%
SERVICES	661.5	658.3	-0.47%	-10.52%
INDUSTRY	2393.5	2389.1	-0.19%	-8.58%

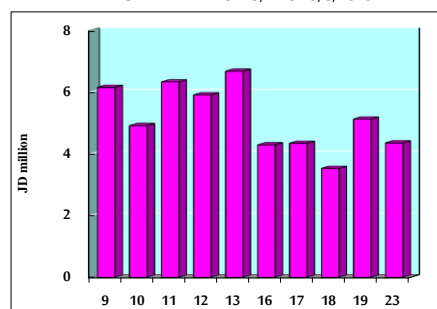
### STOCK PRICE MARKET INDEX WEIGHTED BY FREE FLOAT MARKET CAP. (2012=1000)

	WEDNESDAY 19/08/2020	SUNDAY 23/08/2020	% CHANGE	
			DAY BEFORE	YTD
FIRST MARKET	831.3	826.7	-0.55%	-13.51%
SECOND MARKET	779.0	778.7	-0.03%	-6.86%

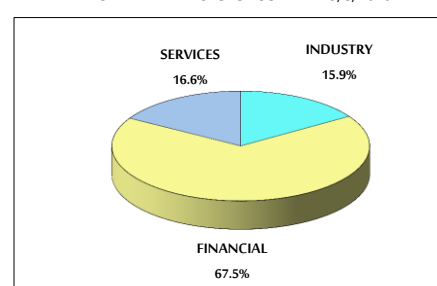
### MARKET CAPITALIZATION (JD)

	12,357,464,978	12,320,734,224	-0.30%	-17.39%
--	----------------	----------------	--------	---------

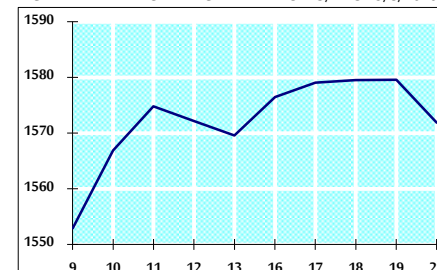
### VALUE TRADED FROM 9/7 TO 23/8/2020



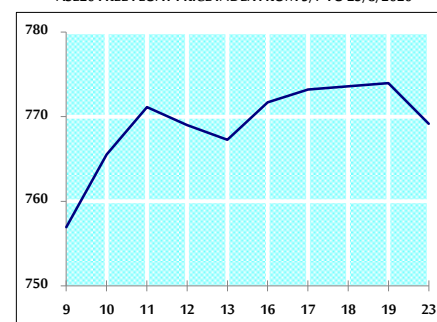
### VALUE TRADED BY SECTOR SUNDAY 23/8/2020



### GENERAL FREE FLOAT PRICE INDEX FROM 9/7 TO 23/8/2020



### ASE20 FREE FLOAT PRICE INDEX FROM 9/7 TO 23/8/2020



### GENERAL PRICE INDEX FROM 9/7 TO 23/8/2020

