

## Daily Summary for Amman Stock Exchange

### VALUE TRADED (JD)

	2019	2020	NET CHANGE	CHANGE (%)
Daily	8,753,212	4,881,718	-3,871,494	-44.23%
Cumulative(1/7-29/7)	149,743,522	101,497,842	-48,245,680	-32.22%
Cumulative(2/1-29/7)	817,809,231	517,107,154	-300,702,077	-36.77%

### NO. OF SHARES TRADED

	2019	2020	NET CHANGE	CHANGE (%)
Daily	24,819,871	5,746,810	-19,073,061	-76.85%
Cumulative(1/7-29/7)	154,532,062	115,839,333	-38,692,729	-25.04%
Cumulative(2/1-29/7)	688,786,738	519,166,424	-169,620,314	-24.63%

### NO. OF TRANSACTIONS

	2019	2020	NET CHANGE	CHANGE (%)
Daily	2,147	2,777	630	29.34%
Cumulative(1/7-29/7)	61,038	43,771	-17,267	-28.29%
Cumulative(2/1-29/7)	304,473	206,409	-98,064	-32.21%

### SOME FINANCIAL RATIOS FOR THE ASE (29/7/2020)

SECTOR	P/E	P/BV	DIVIDEND YIELD (%)	TURNOVER (%)
FINANCIAL	9.208	0.747	0.169	0.090
SERVICES	12.428	0.965	4.972	0.058
INDUSTRY	14.972	1.222	3.516	0.122
OVERALL	9.776	0.855	1.794	0.086

### STOCK PRICE INDEX WEIGHTED BY FREE FLOAT MARKET CAPITALIZATION (1999=1000)

	TUESDAY 28/07/2020	WEDNESDAY 29/07/2020	% CHANGE	
			DAY BEFORE	YTD
GENERAL	1571.4	1581.8	0.66%	-12.86%
FINANCIAL	2081.2	2103.9	1.09%	-14.12%
SERVICES	1122.8	1122.7	-0.02%	-13.18%
INDUSTRY	1802.7	1801.9	-0.05%	-2.97%

### STOCK PRICE INDEX WEIGHTED BY FREE FLOAT MARKET CAPITALIZATION ASE20 (2014=1000)

	765.3	771.5	0.81%	-13.41%
--	-------	-------	-------	---------

### STOCK PRICE INDEX WEIGHTED BY MARKET CAPITALIZATION (1991=1000)

	TUESDAY 28/07/2020	WEDNESDAY 29/07/2020	% CHANGE	
			DAY BEFORE	YTD
GENERAL	2871.4	2892.2	0.72%	-17.69%
BANKS	5387.3	5453.5	1.23%	-23.14%
INSURANCE	1300.5	1303.1	0.20%	1.61%
SERVICES	671.0	673.5	0.37%	-8.46%
INDUSTRY	2316.2	2314.9	-0.06%	-11.42%

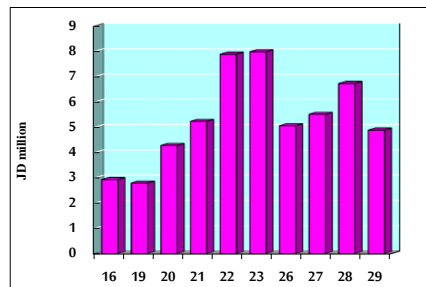
### STOCK PRICE MARKET INDEX WEIGHTED BY FREE FLOAT MARKET CAP. (2012=1000)

	TUESDAY 28/07/2020	WEDNESDAY 29/07/2020	% CHANGE	
			DAY BEFORE	YTD
FIRST MARKET	824.0	829.9	0.71%	-13.18%
SECOND MARKET	792.1	796.8	0.59%	-4.70%

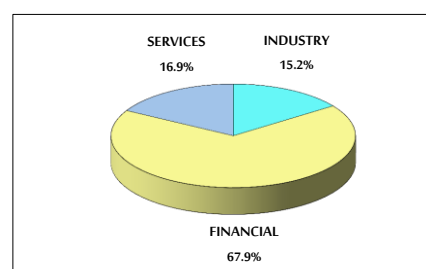
### MARKET CAPITALIZATION (JD)

	12,247,683,346	12,329,753,390	0.67%	-17.33%
--	----------------	----------------	-------	---------

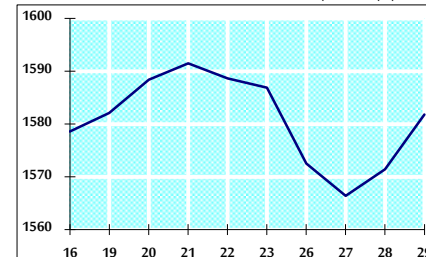
### VALUE TRADED FROM 16/7 TO 29/7/2020



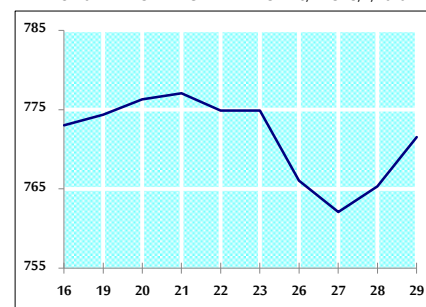
### VALUE TRADED BY SECTOR WEDNESDAY 29/7/2020



### GENERAL FREE FLOAT PRICE INDEX FROM 16/7 TO 29/7/2020



### ASE20 FREE FLOAT PRICE INDEX FROM 16/7 TO 29/7/2020



### GENERAL PRICE INDEX FROM 16/7 TO 29/7/2020

