

Daily Summary for Amman Stock Exchange

VALUE TRADED (JD)

	2019	2020	NET CHANGE	CHANGE (%)
Daily	5,042,166	6,723,949	1,681,783	33.35%
Cumulative(1/7-28/7)	124,194,892	96,616,124	-27,578,768	-22.21%
Cumulative(2/1-28/7)	792,260,601	512,225,436	-280,035,165	-35.35%

NO. OF SHARES TRADED

	2019	2020	NET CHANGE	CHANGE (%)
Daily	4,048,380	7,209,409	3,161,029	78.08%
Cumulative(1/7-28/7)	113,698,596	110,092,523	-3,606,073	-3.17%
Cumulative(2/1-28/7)	647,953,272	513,419,614	-134,533,658	-20.76%

NO. OF TRANSACTIONS

	2019	2020	NET CHANGE	CHANGE (%)
Daily	2,002	2,817	815	40.71%
Cumulative(1/7-28/7)	53,644	40,994	-12,650	-23.58%
Cumulative(2/1-28/7)	297,079	203,632	-93,447	-31.46%

SOME FINANCIAL RATIOS FOR THE ASE (28/7/2020)

SECTOR	P/E	P/BV	DIVIDEND YIELD (%)	TURNOVER (%)
FINANCIAL	9.105	0.738	0.171	0.112
SERVICES	12.407	0.963	4.980	0.058
INDUSTRY	14.983	1.223	3.514	0.193
OVERALL	9.706	0.849	1.807	0.108

STOCK PRICE INDEX WEIGHTED BY FREE FLOAT MARKET CAPITALIZATION (1999=1000)

	MONDAY 27/07/2020	TUESDAY 28/07/2020	% CHANGE	
			DAY BEFORE	YTD
GENERAL	1566.4	1571.4	0.32%	-13.43%
FINANCIAL	2065.6	2081.2	0.75%	-15.05%
SERVICES	1128.2	1122.8	-0.47%	-13.16%
INDUSTRY	1804.7	1802.7	-0.11%	-2.92%

STOCK PRICE INDEX WEIGHTED BY FREE FLOAT MARKET CAPITALIZATION ASE20 (2014=1000)

	762.1	765.3	0.43%	-14.10%
--	-------	-------	-------	---------

STOCK PRICE INDEX WEIGHTED BY MARKET CAPITALIZATION (1991=1000)

	MONDAY 27/07/2020	TUESDAY 28/07/2020	% CHANGE	
			DAY BEFORE	YTD
GENERAL	2850.6	2871.4	0.73%	-18.28%
BANKS	5325.4	5387.3	1.16%	-24.08%
INSURANCE	1298.5	1300.5	0.15%	1.40%
SERVICES	668.5	671.0	0.37%	-8.80%
INDUSTRY	2313.8	2316.2	0.10%	-11.37%

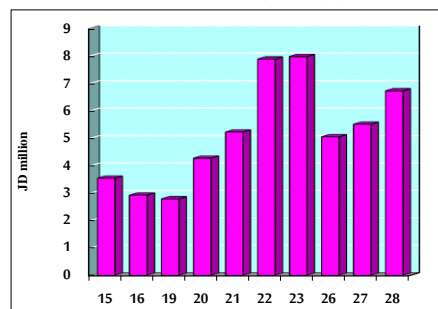
STOCK PRICE MARKET INDEX WEIGHTED BY FREE FLOAT MARKET CAP. (2012=1000)

	MONDAY 27/07/2020	TUESDAY 28/07/2020	% CHANGE	
			DAY BEFORE	YTD
FIRST MARKET	821.0	824.0	0.38%	-13.79%
SECOND MARKET	792.8	792.1	-0.09%	-5.26%

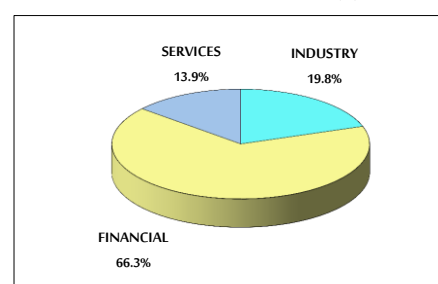
MARKET CAPITALIZATION (JD)

	12,166,080,491	12,247,683,346	0.67%	-17.88%
--	----------------	----------------	-------	---------

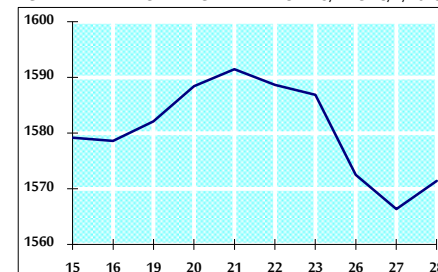
VALUE TRADED FROM 15/7 TO 28/7/2020



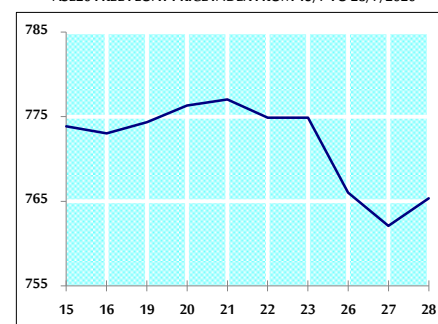
VALUE TRADED BY SECTOR TUESDAY 28/7/2020



GENERAL FREE FLOAT PRICE INDEX FROM 15/7 TO 28/7/2020



ASE20 FREE FLOAT PRICE INDEX FROM 15/7 TO 28/7/2020



GENERAL PRICE INDEX FROM 15/7 TO 28/7/2020

