

## Daily Summary for Amman Stock Exchange

### VALUE TRADED (JD)

	2019	2020	NET CHANGE	CHANGE (%)
Daily	8,651,525	7,975,695	-675,830	-7.81%
Cumulative(1/7-23/7)	110,517,124	79,331,461	-31,185,663	-28.22%
Cumulative(2/1-23/7)	778,582,833	494,940,773	-283,642,060	-36.43%

### NO. OF SHARES TRADED

	2019	2020	NET CHANGE	CHANGE (%)
Daily	8,188,364	7,539,727	-648,637	-7.92%
Cumulative(1/7-23/7)	101,417,153	92,503,466	-8,913,687	-8.79%
Cumulative(2/1-23/7)	635,671,829	495,830,557	-139,841,272	-22.00%

### NO. OF TRANSACTIONS

	2019	2020	NET CHANGE	CHANGE (%)
Daily	2,403	2,679	276	11.49%
Cumulative(1/7-23/7)	46,972	33,454	-13,518	-28.78%
Cumulative(2/1-23/7)	290,407	196,092	-94,315	-32.48%

### SOME FINANCIAL RATIOS FOR THE ASE (23/7/2020)

SECTOR	P/E	P/BV	DIVIDEND YIELD (%)	TURNOVER (%)
FINANCIAL	9.146	0.742	0.170	0.114
SERVICES	12.577	0.976	4.819	0.130
INDUSTRY	15.032	1.227	3.502	0.076
OVERALL	9.765	0.854	1.779	0.113

### STOCK PRICE INDEX WEIGHTED BY FREE FLOAT MARKET CAPITALIZATION (1999=1000)

	WEDNESDAY 22/07/2020	THURSDAY 23/07/2020	% CHANGE	
			DAY BEFORE	YTD
GENERAL	1588.7	1586.9	-0.11%	-12.58%
FINANCIAL	2091.1	2092.1	0.04%	-14.61%
SERVICES	1154.5	1146.5	-0.69%	-11.33%
INDUSTRY	1809.8	1811.5	0.09%	-2.45%

### STOCK PRICE INDEX WEIGHTED BY FREE FLOAT MARKET CAPITALIZATION ASE20 (2014=1000)

	774.9	774.9	0.00%	-13.03%
--	-------	-------	-------	---------

### STOCK PRICE INDEX WEIGHTED BY MARKET CAPITALIZATION (1991=1000)

	WEDNESDAY 22/07/2020	THURSDAY 23/07/2020	% CHANGE	
			DAY BEFORE	YTD
GENERAL	2893.4	2888.9	-0.16%	-17.78%
BANKS	5436.8	5422.4	-0.27%	-23.58%
INSURANCE	1305.4	1303.5	-0.14%	1.64%
SERVICES	674.9	674.4	-0.07%	-8.33%
INDUSTRY	2330.2	2330.2	0.00%	-10.83%

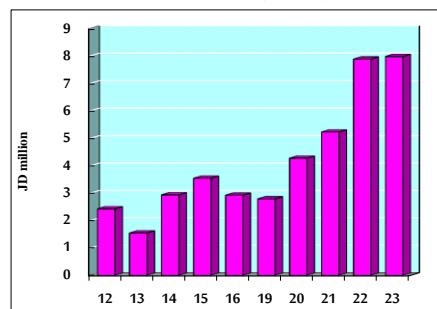
### STOCK PRICE MARKET INDEX WEIGHTED BY FREE FLOAT MARKET CAP. (2012=1000)

	WEDNESDAY 22/07/2020	THURSDAY 23/07/2020	% CHANGE	
			DAY BEFORE	YTD
FIRST MARKET	834.8	834.1	-0.08%	-12.74%
SECOND MARKET	789.0	789.1	0.02%	-5.62%

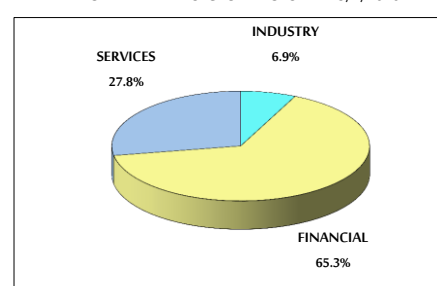
### MARKET CAPITALIZATION (JD)

	12,338,197,701	12,317,214,851	-0.17%	-17.42%
--	----------------	----------------	--------	---------

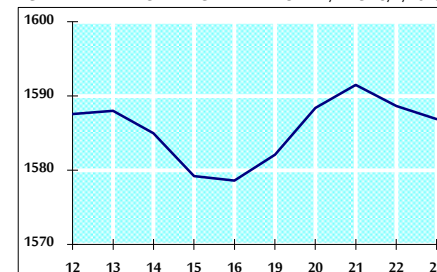
### VALUE TRADED FROM 12/7 TO 23/7/2020



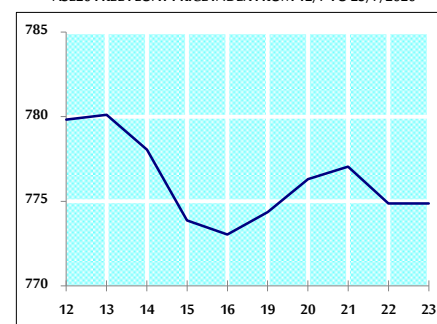
### VALUE TRADED BY SECTOR THURSDAY 23/7/2020



### GENERAL FREE FLOAT PRICE INDEX FROM 12/7 TO 23/7/2020



### ASE20 FREE FLOAT PRICE INDEX FROM 12/7 TO 23/7/2020



### GENERAL PRICE INDEX FROM 12/7 TO 23/7/2020

