

Daily Summary for Amman Stock Exchange

VALUE TRADED (JD)

	2019	2020	NET CHANGE	CHANGE (%)
Daily	6,838,880	7,879,190	1,040,310	15.21%
Cumulative(1/7-22/7)	101,865,599	71,355,766	-30,509,833	-29.95%
Cumulative(2/1-22/7)	769,931,308	486,965,078	-282,966,230	-36.75%

NO. OF SHARES TRADED

	2019	2020	NET CHANGE	CHANGE (%)
Daily	5,194,366	9,021,203	3,826,837	73.67%
Cumulative(1/7-22/7)	93,228,789	84,963,739	-8,265,050	-8.87%
Cumulative(2/1-22/7)	627,483,465	488,290,830	-139,192,635	-22.18%

NO. OF TRANSACTIONS

	2019	2020	NET CHANGE	CHANGE (%)
Daily	2,781	3,082	301	10.82%
Cumulative(1/7-22/7)	44,569	30,775	-13,794	-30.95%
Cumulative(2/1-22/7)	288,004	193,413	-94,591	-32.84%

SOME FINANCIAL RATIOS FOR THE ASE (22/7/2020)

SECTOR	P/E	P/BV	DIVIDEND YIELD (%)	TURNOVER (%)
FINANCIAL	9.165	0.743	0.169	0.121
SERVICES	12.638	0.981	4.796	0.089
INDUSTRY	15.013	1.226	3.507	0.304
OVERALL	9.781	0.855	1.777	0.136

STOCK PRICE INDEX WEIGHTED BY FREE FLOAT MARKET CAPITALIZATION (1999=1000)

	TUESDAY 21/07/2020	WEDNESDAY 22/07/2020	% CHANGE	
			DAY BEFORE	YTD
GENERAL	1591.5	1588.7	-0.18%	-12.48%
FINANCIAL	2100.7	2091.1	-0.45%	-14.65%
SERVICES	1151.1	1154.5	0.30%	-10.72%
INDUSTRY	1805.3	1809.8	0.25%	-2.54%

STOCK PRICE INDEX WEIGHTED BY FREE FLOAT MARKET CAPITALIZATION ASE20 (2014=1000)

	777.1	774.9	-0.28%	-13.03%
--	-------	-------	--------	---------

STOCK PRICE INDEX WEIGHTED BY MARKET CAPITALIZATION (1991=1000)

	TUESDAY 21/07/2020	WEDNESDAY 22/07/2020	% CHANGE	
			DAY BEFORE	YTD
GENERAL	2904.2	2893.4	-0.37%	-17.65%
BANKS	5481.5	5436.8	-0.81%	-23.38%
INSURANCE	1302.8	1305.4	0.20%	1.78%
SERVICES	674.4	674.9	0.07%	-8.27%
INDUSTRY	2325.0	2330.2	0.22%	-10.83%

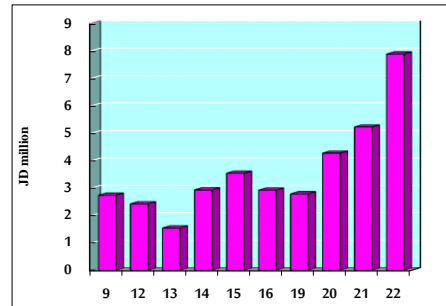
STOCK PRICE MARKET INDEX WEIGHTED BY FREE FLOAT MARKET CAP. (2012=1000)

	TUESDAY 21/07/2020	WEDNESDAY 22/07/2020	% CHANGE	
			DAY BEFORE	YTD
FIRST MARKET	836.6	834.8	-0.22%	-12.67%
SECOND MARKET	787.2	789.0	0.22%	-5.63%

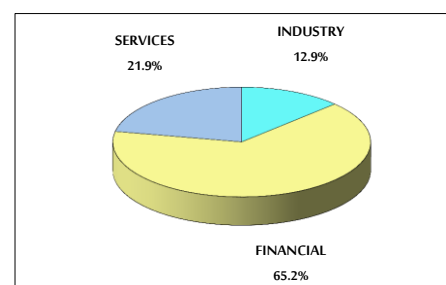
MARKET CAPITALIZATION (JD)

	12,379,856,876	12,338,197,701	-0.34%	-17.28%
--	----------------	----------------	--------	---------

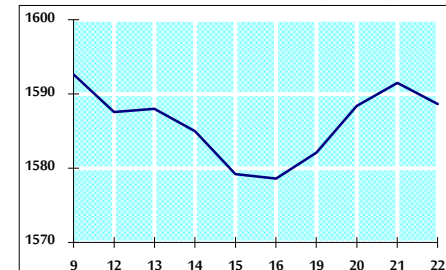
VALUE TRADED FROM 9/7 TO 22/7/2020



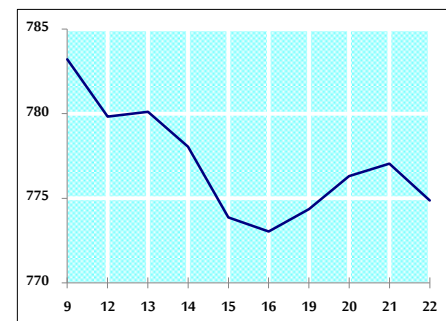
VALUE TRADED BY SECTOR WEDNESDAY 22/7/2020



GENERAL FREE FLOAT PRICE INDEX FROM 9/7 TO 22/7/2020



ASE20 FREE FLOAT PRICE INDEX FROM 9/7 TO 22/7/2020



GENERAL PRICE INDEX FROM 9/7 TO 22/7/2020

