

Daily Summary for Amman Stock Exchange

VALUE TRADED (JD)

	2019	2020	NET CHANGE	CHANGE (%)
Daily	4,204,440	4,275,037	70,597	1.68%
Cumulative(1/7-20/7)	86,335,234	58,125,953	-28,209,281	-32.67%
Cumulative(2/1-20/7)	754,400,943	473,735,265	-280,665,678	-37.20%

NO. OF SHARES TRADED

	2019	2020	NET CHANGE	CHANGE (%)
Daily	4,554,997	4,712,100	157,103	3.45%
Cumulative(1/7-20/7)	81,735,707	70,324,280	-11,411,427	-13.96%
Cumulative(2/1-20/7)	615,990,383	473,651,371	-142,339,012	-23.11%

NO. OF TRANSACTIONS

	2019	2020	NET CHANGE	CHANGE (%)
Daily	2,725	2,475	-250	-9.17%
Cumulative(1/7-20/7)	38,630	25,198	-13,432	-34.77%
Cumulative(2/1-20/7)	282,065	187,836	-94,229	-33.41%

SOME FINANCIAL RATIOS FOR THE ASE (20/7/2020)

SECTOR	P/E	P/BV	DIVIDEND YIELD (%)	TURNOVER (%)
FINANCIAL	9.172	0.744	0.169	0.066
SERVICES	12.612	0.979	4.806	0.060
INDUSTRY	15.070	1.230	3.494	0.116
OVERALL	9.793	0.856	1.774	0.071

STOCK PRICE INDEX WEIGHTED BY FREE FLOAT MARKET CAPITALIZATION (1999=1000)

	SUNDAY 19/07/2020	MONDAY 20/07/2020	% CHANGE	
			DAY BEFORE	YTD
GENERAL	1582.1	1588.4	0.40%	-12.49%
FINANCIAL	2092.0	2096.0	0.19%	-14.45%
SERVICES	1139.4	1147.2	0.68%	-11.28%
INDUSTRY	1795.3	1806.7	0.63%	-2.71%

STOCK PRICE INDEX WEIGHTED BY FREE FLOAT MARKET CAPITALIZATION ASE20 (2014=1000)

	774.4	776.3	0.25%	-12.87%
--	-------	-------	-------	---------

STOCK PRICE INDEX WEIGHTED BY MARKET CAPITALIZATION (1991=1000)

	SUNDAY 19/07/2020	MONDAY 20/07/2020	% CHANGE	
			DAY BEFORE	YTD
GENERAL	2890.4	2897.2	0.24%	-17.55%
BANKS	5472.2	5446.1	-0.48%	-23.25%
INSURANCE	1309.4	1305.5	-0.30%	1.79%
SERVICES	672.4	674.7	0.34%	-8.30%
INDUSTRY	2297.2	2334.1	1.61%	-10.68%

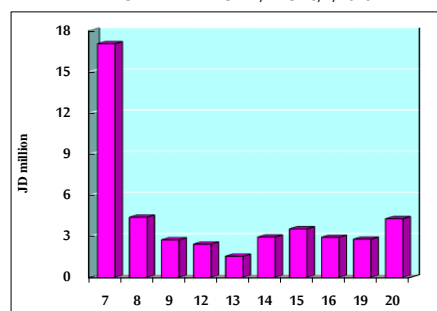
STOCK PRICE MARKET INDEX WEIGHTED BY FREE FLOAT MARKET CAP. (2012=1000)

	SUNDAY 19/07/2020	MONDAY 20/07/2020	% CHANGE	
			DAY BEFORE	YTD
FIRST MARKET	833.7	835.8	0.26%	-12.55%
SECOND MARKET	770.6	781.1	1.37%	-6.57%

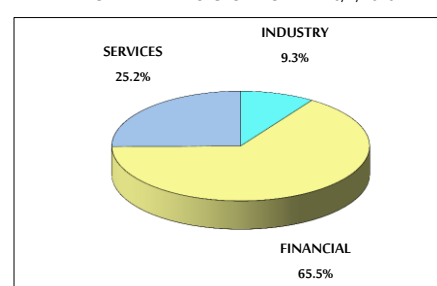
MARKET CAPITALIZATION (JD)

	12,323,284,352	12,350,351,044	0.22%	-17.19%
--	----------------	----------------	-------	---------

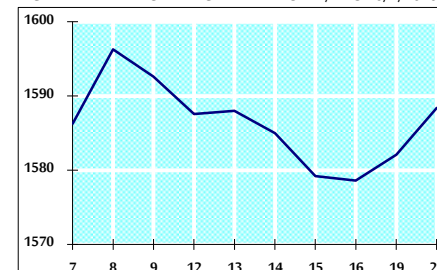
VALUE TRADED FROM 7/7 TO 20/7/2020



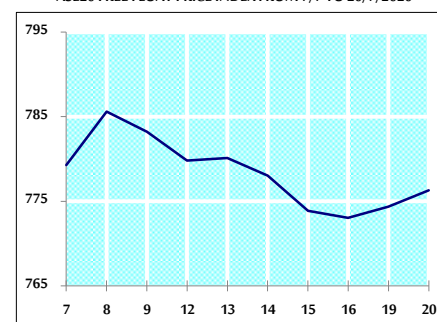
VALUE TRADED BY SECTOR MONDAY 20/7/2020



GENERAL FREE FLOAT PRICE INDEX FROM 7/7 TO 20/7/2020



ASE20 FREE FLOAT PRICE INDEX FROM 7/7 TO 20/7/2020



GENERAL PRICE INDEX FROM 7/7 TO 20/7/2020

