

Daily Summary for Amman Stock Exchange

VALUE TRADED (JD)

	2019	2020	NET CHANGE	CHANGE (%)
Daily	4,502,901	4,504,991	2,090	0.05%
Cumulative(1/6-7/6)	18,075,083	21,507,472	3,432,389	18.99%
Cumulative(2/1-7/6)	588,959,917	337,139,941	-251,819,976	-42.76%

NO. OF SHARES TRADED

	2019	2020	NET CHANGE	CHANGE (%)
Daily	4,593,669	5,919,205	1,325,536	28.86%
Cumulative(1/6-7/6)	19,636,236	28,061,224	8,424,988	42.91%
Cumulative(2/1-7/6)	461,066,708	317,123,438	-143,943,270	-31.22%

NO. OF TRANSACTIONS

	2019	2020	NET CHANGE	CHANGE (%)
Daily	2,094	2,094	0	0.00%
Cumulative(1/6-7/6)	9,828	9,770	-58	-0.59%
Cumulative(2/1-7/6)	209,371	134,194	-75,177	-35.91%

SOME FINANCIAL RATIOS FOR THE ASE (7/6/2020)

SECTOR	P/E	P/BV	DIVIDEND YIELD (%)	TURNOVER (%)
FINANCIAL	9.707	0.798	0.227	0.089
SERVICES	13.029	0.998	4.794	0.045
INDUSTRY	15.277	1.269	0.635	0.168
OVERALL	10.169	0.907	0.982	0.089

STOCK PRICE INDEX WEIGHTED BY FREE FLOAT MARKET CAPITALIZATION (1999=1000)

	THURSDAY 04/06/2020	SUNDAY 07/06/2020	% CHANGE	
			DAY BEFORE	YTD
GENERAL	1654.0	1669.4	0.93%	-8.03%
FINANCIAL	2192.1	2206.7	0.67%	-9.93%
SERVICES	1191.9	1210.7	1.57%	-6.37%
INDUSTRY	1818.8	1827.7	0.49%	-1.57%

STOCK PRICE INDEX WEIGHTED BY FREE FLOAT MARKET CAPITALIZATION ASE20 (2014=1000)

	815.1	822.9	0.96%	-7.64%
--	-------	-------	-------	--------

STOCK PRICE INDEX WEIGHTED BY MARKET CAPITALIZATION (1991=1000)

	THURSDAY 04/06/2020	SUNDAY 07/06/2020	% CHANGE	
			DAY BEFORE	YTD
GENERAL	3042.0	3063.2	0.70%	-12.82%
BANKS	5884.9	5927.1	0.72%	-16.47%
INSURANCE	1342.0	1341.4	-0.04%	4.59%
SERVICES	677.5	681.1	0.53%	-7.42%
INDUSTRY	2375.0	2393.4	0.77%	-8.41%

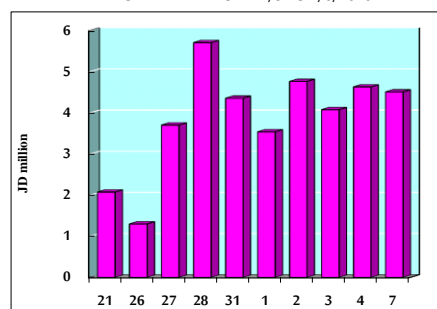
STOCK PRICE MARKET INDEX WEIGHTED BY FREE FLOAT MARKET CAP. (2012=1000)

	THURSDAY 04/06/2020	SUNDAY 07/06/2020	% CHANGE	
			DAY BEFORE	YTD
FIRST MARKET	878.0	885.3	0.83%	-7.38%
SECOND MARKET	760.9	772.0	1.46%	-7.66%

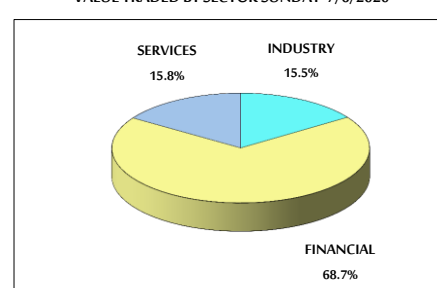
MARKET CAPITALIZATION (JD)

	12,963,866,759	13,044,293,488	0.62%	-12.54%
--	----------------	----------------	-------	---------

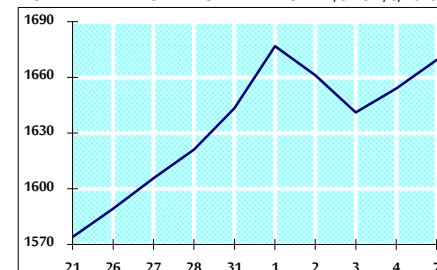
VALUE TRADED FROM 21/5 TO 7/6/2020



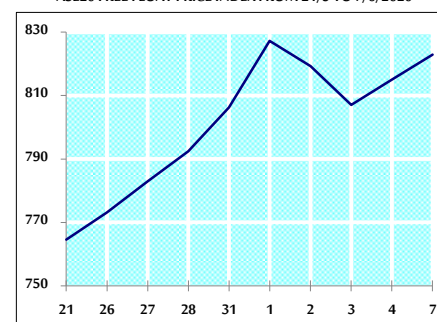
VALUE TRADED BY SECTOR SUNDAY 7/6/2020



GENERAL FREE FLOAT PRICE INDEX FROM 21/5 TO 7/6/2020



ASE20 FREE FLOAT PRICE INDEX FROM 21/5 TO 7/6/2020



GENERAL PRICE INDEX FROM 21/5 TO 7/6/2020

