

Daily Summary for Amman Stock Exchange

VALUE TRADED (JD)

	2019	2020	NET CHANGE	CHANGE (%)
Daily	3,414,045	270,181	-3,143,864	-92.09%
Cumulative(1/5-10/5)	22,155,440	270,181	-21,885,259	-98.78%
Cumulative(2/1-10/5)	510,281,984	284,635,393	-225,646,591	-44.22%

NO. OF SHARES TRADED

	2019	2020	NET CHANGE	CHANGE (%)
Daily	3,391,009	513,971	-2,877,038	-84.84%
Cumulative(1/5-10/5)	17,521,657	513,971	-17,007,686	-97.07%
Cumulative(2/1-10/5)	379,074,717	261,719,460	-117,355,257	-30.96%

NO. OF TRANSACTIONS

	2019	2020	NET CHANGE	CHANGE (%)
Daily	1,658	105	-1,553	-93.67%
Cumulative(1/5-10/5)	9,304	105	-9,199	-98.87%
Cumulative(2/1-10/5)	173,117	114,173	-58,944	-34.05%

SOME FINANCIAL RATIOS FOR THE ASE (10/5/2020)

SECTOR	P/E	P/BV	DIVIDEND YIELD (%)	TURNOVER (%)
FINANCIAL	9.125	0.785	5.786	0.003
SERVICES	13.918	1.041	5.835	0.022
INDUSTRY	15.546	1.309	4.072	0.006
OVERALL	10.024	0.919	5.531	0.008

STOCK PRICE INDEX WEIGHTED BY FREE FLOAT MARKET CAPITALIZATION (1999=1000)

	MONDAY 16/03/2020	SUNDAY 10/05/2020	% CHANGE	
			DAY BEFORE	YTD
GENERAL	1668.2	1650.8	-1.04%	-9.06%
FINANCIAL	2196.1	2170.3	-1.18%	-11.42%
SERVICES	1214.5	1201.5	-1.07%	-7.08%
INDUSTRY	1859.5	1856.2	-0.18%	-0.04%

STOCK PRICE INDEX WEIGHTED BY FREE FLOAT MARKET CAPITALIZATION ASE20 (2014=1000)

	817.8	807.0	-1.31%	-9.42%
--	-------	-------	--------	--------

STOCK PRICE INDEX WEIGHTED BY MARKET CAPITALIZATION (1991=1000)

	MONDAY 16/03/2020	SUNDAY 10/05/2020	% CHANGE	
			DAY BEFORE	YTD
GENERAL	3077.6	3045.4	-1.05%	-13.33%
BANKS	5884.4	5791.0	-1.59%	-18.39%
INSURANCE	1316.6	1317.1	0.04%	2.70%
SERVICES	705.7	702.7	-0.42%	-4.49%
INDUSTRY	2424.9	2416.2	-0.36%	-7.54%

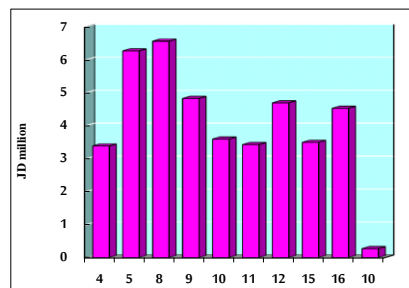
STOCK PRICE MARKET INDEX WEIGHTED BY FREE FLOAT MARKET CAP. (2012=1000)

	MONDAY 16/03/2020	SUNDAY 10/05/2020	% CHANGE	
			DAY BEFORE	YTD
FIRST MARKET	881.5	871.6	-1.12%	-8.81%
SECOND MARKET	779.3	774.6	-0.60%	-7.35%

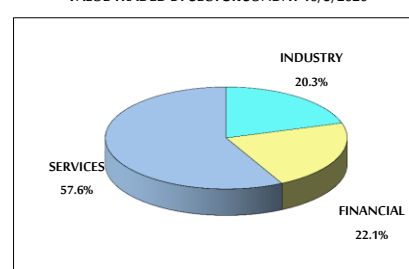
MARKET CAPITALIZATION (JD)

	13,137,589,113	13,003,871,322	-1.02%	-12.81%
--	----------------	----------------	--------	---------

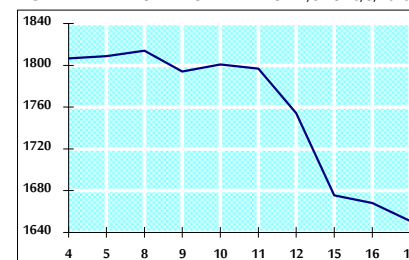
VALUE TRADED FROM 4/3 TO 10/5/2020



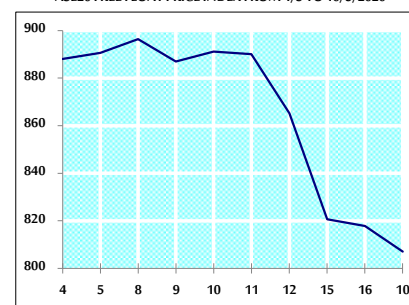
VALUE TRADED BY SECTOR SUNDAY 10/5/2020



GENERAL FREE FLOAT PRICE INDEX FROM 4/3 TO 10/5/2020



ASE20 FREE FLOAT PRICE INDEX FROM 4/3 TO 10/5/2020



GENERAL PRICE INDEX FROM 4/3 TO 10/5/2020

