

Daily Summary for Amman Stock Exchange

VALUE TRADED (JD)

	2019	2020	NET CHANGE	CHANGE (%)
Daily	5,458,535	4,370,606	-1,087,929	-19.93%
Cumulative(2/2-5/2)	19,557,916	18,724,179	-833,737	-4.26%
Cumulative(2/1-5/2)	110,452,286	123,754,036	13,301,750	12.04%

NO. OF SHARES TRADED

	2019	2020	NET CHANGE	CHANGE (%)
Daily	2,844,732	5,056,628	2,211,896	77.75%
Cumulative(2/2-5/2)	12,249,402	19,951,378	7,701,976	62.88%
Cumulative(2/1-5/2)	77,998,005	113,049,982	35,051,977	44.94%

NO. OF TRANSACTIONS

	2019	2020	NET CHANGE	CHANGE (%)
Daily	1,811	2,363	552	30.48%
Cumulative(2/2-5/2)	8,307	10,073	1,766	21.26%
Cumulative(2/1-5/2)	44,224	54,227	10,003	22.62%

SOME FINANCIAL RATIOS FOR THE ASE (5/2/2020)

SECTOR	P/E	P/BV	DIVIDEND YIELD (%)	TURNOVER (%)
FINANCIAL	10.769	0.961	5.986	0.049
SERVICES	15.752	1.120	5.518	0.137
INDUSTRY	17.480	1.435	3.701	0.093
OVERALL	11.664	1.084	5.524	0.076

STOCK PRICE INDEX WEIGHTED BY FREE FLOAT MARKET CAPITALIZATION (1999=1000)

	TUESDAY 04/02/2020	WEDNESDAY 05/02/2020	% CHANGE	
			DAY BEFORE	YTD
GENERAL	1878.5	1876.8	-0.09%	3.39%
FINANCIAL	2530.5	2529.4	-0.05%	3.24%
SERVICES	1332.0	1328.4	-0.27%	2.74%
INDUSTRY	1944.6	1944.3	-0.02%	4.70%

STOCK PRICE INDEX WEIGHTED BY FREE FLOAT MARKET CAPITALIZATION ASE20 (2014=1000)

	929.6	928.4	-0.13%	4.21%
--	-------	-------	--------	-------

STOCK PRICE INDEX WEIGHTED BY MARKET CAPITALIZATION (1991=1000)

	TUESDAY 04/02/2020	WEDNESDAY 05/02/2020	% CHANGE	
			DAY BEFORE	YTD
GENERAL	3572.6	3546.6	-0.73%	0.93%
BANKS	7169.0	7091.6	-1.08%	-0.06%
INSURANCE	1334.1	1332.9	-0.09%	3.93%
SERVICES	747.5	743.6	-0.52%	1.07%
INDUSTRY	2691.2	2689.0	-0.08%	2.90%

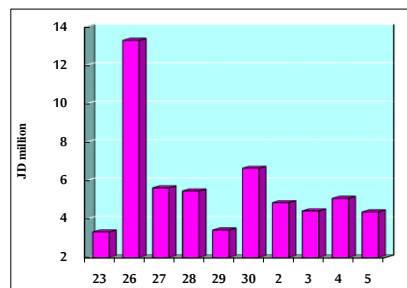
STOCK PRICE MARKET INDEX WEIGHTED BY FREE FLOAT MARKET CAP. (2012=1000)

	TUESDAY 04/02/2020	WEDNESDAY 05/02/2020	% CHANGE	
			DAY BEFORE	YTD
FIRST MARKET	995.9	995.1	-0.08%	4.10%
SECOND MARKET	852.3	853.3	0.12%	2.07%

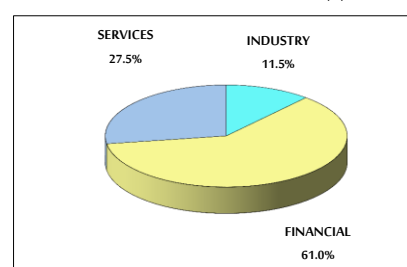
MARKET CAPITALIZATION (JD)

	15,142,682,204	15,039,158,504	-0.68%	0.83%
--	----------------	----------------	--------	-------

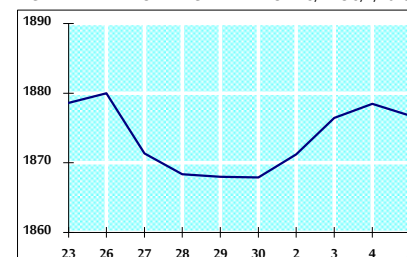
VALUE TRADED FROM 23/1 TO 5/2/2020



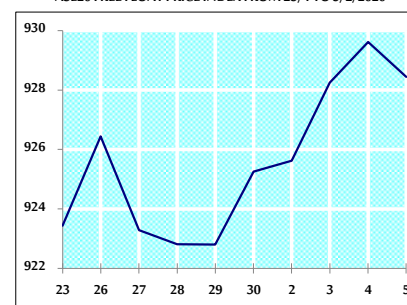
VALUE TRADED BY SECTOR WEDNESDAY 5/2/2020



GENERAL FREE FLOAT PRICE INDEX FROM 23/1 TO 5/2/2020



ASE20 FREE FLOAT PRICE INDEX FROM 23/1 TO 5/2/2020



GENERAL PRICE INDEX FROM 23/1 TO 5/2/2020

