

Daily Summary for Amman Stock Exchange

VALUE TRADED (JD)

	2019	2020	NET CHANGE	CHANGE (%)
Daily	4,698,765	9,795,922	5,097,157	108.48%
Cumulative(2/2-26/2)	91,355,598	118,206,715	26,851,117	29.39%
Cumulative(2/1-26/2)	182,249,968	223,236,572	40,986,604	22.49%

NO. OF SHARES TRADED

	2019	2020	NET CHANGE	CHANGE (%)
Daily	4,445,095	7,996,257	3,551,162	79.89%
Cumulative(2/2-26/2)	73,154,706	111,603,671	38,448,965	52.56%
Cumulative(2/1-26/2)	138,903,309	204,702,275	65,798,966	47.37%

NO. OF TRANSACTIONS

	2019	2020	NET CHANGE	CHANGE (%)
Daily	2,171	2,921	750	34.55%
Cumulative(2/2-26/2)	37,358	43,210	5,852	15.66%
Cumulative(2/1-26/2)	73,275	87,364	14,089	19.23%

SOME FINANCIAL RATIOS FOR THE ASE (26/2/2020)

SECTOR	P/E	P/BV	DIVIDEND YIELD (%)	TURNOVER (%)
FINANCIAL	10.465	0.911	5.037	0.099
SERVICES	15.954	1.121	5.477	0.102
INDUSTRY	17.005	1.405	3.786	0.252
OVERALL	11.422	1.042	4.913	0.120

STOCK PRICE INDEX WEIGHTED BY FREE FLOAT MARKET CAPITALIZATION (1999=1000)

	TUESDAY 25/02/2020	WEDNESDAY 26/02/2020	% CHANGE	
			DAY BEFORE	YTD
GENERAL	1842.2	1836.5	-0.31%	1.18%
FINANCIAL	2455.1	2446.8	-0.34%	-0.13%
SERVICES	1328.7	1325.6	-0.23%	2.52%
INDUSTRY	1925.4	1921.0	-0.23%	3.45%

STOCK PRICE INDEX WEIGHTED BY FREE FLOAT MARKET CAPITALIZATION ASE20 (2014=1000)

	910.7	906.7	-0.44%	1.77%
--	-------	-------	--------	-------

STOCK PRICE INDEX WEIGHTED BY MARKET CAPITALIZATION (1991=1000)

	TUESDAY 25/02/2020	WEDNESDAY 26/02/2020	% CHANGE	
			DAY BEFORE	YTD
GENERAL	3462.1	3447.1	-0.43%	-1.90%
BANKS	6836.2	6801.4	-0.51%	-4.15%
INSURANCE	1339.4	1342.6	0.24%	4.69%
SERVICES	750.8	746.3	-0.60%	1.43%
INDUSTRY	2643.9	2638.5	-0.20%	0.97%

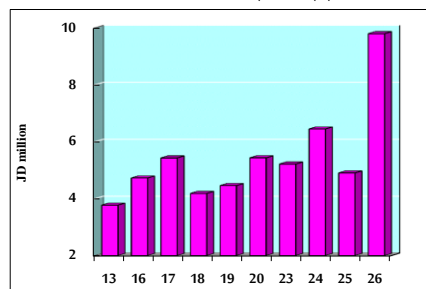
STOCK PRICE MARKET INDEX WEIGHTED BY FREE FLOAT MARKET CAP. (2012=1000)

	TUESDAY 25/02/2020	WEDNESDAY 26/02/2020	% CHANGE	
			DAY BEFORE	YTD
FIRST MARKET	977.5	973.8	-0.38%	1.88%
SECOND MARKET	830.9	830.5	-0.05%	-0.66%

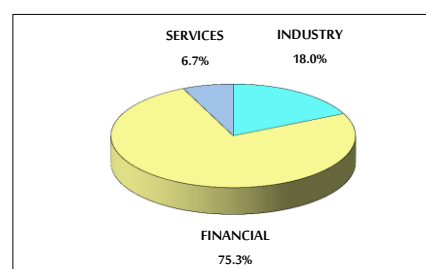
MARKET CAPITALIZATION (JD)

	14,682,406,801	14,622,512,151	-0.41%	-1.96%
--	----------------	----------------	--------	--------

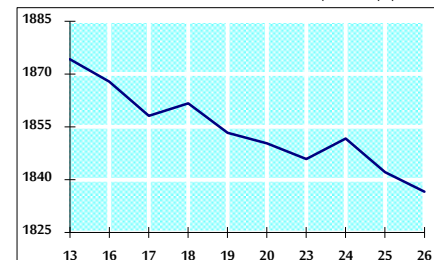
VALUE TRADED FROM 13/2 TO 26/2/2020



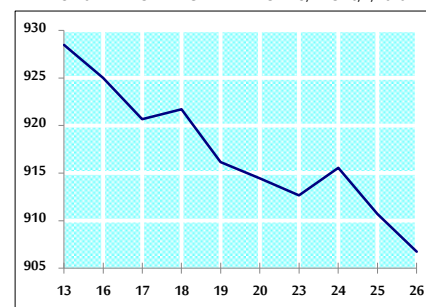
VALUE TRADED BY SECTOR WEDNESDAY 26/2/2020



GENERAL FREE FLOAT PRICE INDEX FROM 13/2 TO 26/2/2020



ASE20 FREE FLOAT PRICE INDEX FROM 13/2 TO 26/2/2020



GENERAL PRICE INDEX FROM 13/2 TO 26/2/2020

