

## Daily Summary for Amman Stock Exchange

### VALUE TRADED (JD)

	2019	2020	NET CHANGE	CHANGE (%)
Daily	5,440,505	5,074,699	-365,806	-6.72%
Cumulative(2/2-4/2)	14,099,381	14,353,573	254,192	1.80%
Cumulative(2/1-4/2)	104,993,751	119,383,430	14,389,679	13.71%

### NO. OF SHARES TRADED

	2019	2020	NET CHANGE	CHANGE (%)
Daily	3,552,729	5,524,627	1,971,898	55.50%
Cumulative(2/2-4/2)	9,404,670	14,894,750	5,490,080	58.38%
Cumulative(2/1-4/2)	75,153,273	107,993,354	32,840,081	43.70%

### NO. OF TRANSACTIONS

	2019	2020	NET CHANGE	CHANGE (%)
Daily	1,784	2,592	808	45.29%
Cumulative(2/2-4/2)	6,496	7,710	1,214	18.69%
Cumulative(2/1-4/2)	42,413	51,864	9,451	22.28%

### SOME FINANCIAL RATIOS FOR THE ASE (4/2/2020)

SECTOR	P/E	P/BV	DIVIDEND YIELD (%)	TURNOVER (%)
FINANCIAL	10.873	0.971	5.929	0.055
SERVICES	15.830	1.126	5.490	0.153
INDUSTRY	17.497	1.436	3.698	0.091
OVERALL	11.749	1.092	5.484	0.083

### STOCK PRICE INDEX WEIGHTED BY FREE FLOAT MARKET CAPITALIZATION (1999=1000)

	MONDAY 03/02/2020	TUESDAY 04/02/2020	% CHANGE	
			DAY BEFORE	YTD
GENERAL	1876.4	1878.5	0.11%	3.49%
FINANCIAL	2532.3	2530.5	-0.07%	3.29%
SERVICES	1336.6	1332.0	-0.34%	3.01%
INDUSTRY	1918.4	1944.6	1.37%	4.72%

### STOCK PRICE INDEX WEIGHTED BY FREE FLOAT MARKET CAPITALIZATION ASE20 (2014=1000)

	928.2	929.6	0.15%	4.34%
--	-------	-------	-------	-------

### STOCK PRICE INDEX WEIGHTED BY MARKET CAPITALIZATION (1991=1000)

	MONDAY 03/02/2020	TUESDAY 04/02/2020	% CHANGE	
			DAY BEFORE	YTD
GENERAL	3575.3	3572.6	-0.08%	1.67%
BANKS	7192.8	7169.0	-0.33%	1.03%
INSURANCE	1334.7	1334.1	-0.04%	4.02%
SERVICES	748.5	747.5	-0.13%	1.60%
INDUSTRY	2677.1	2691.2	0.53%	2.99%

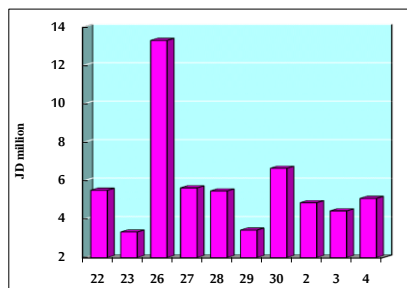
### STOCK PRICE MARKET INDEX WEIGHTED BY FREE FLOAT MARKET CAP. (2012=1000)

	MONDAY 03/02/2020	TUESDAY 04/02/2020	% CHANGE	
			DAY BEFORE	YTD
FIRST MARKET	994.0	995.9	0.19%	4.19%
SECOND MARKET	850.9	852.3	0.16%	1.95%

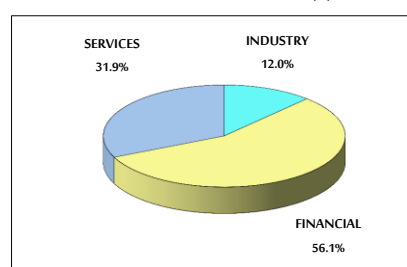
### MARKET CAPITALIZATION (JD)

	15,153,643,960	15,142,682,204	-0.07%	1.53%
--	----------------	----------------	--------	-------

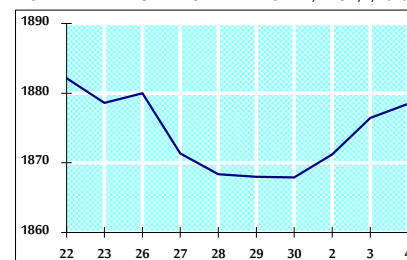
### VALUE TRADED FROM 22/1 TO 4/2/2020



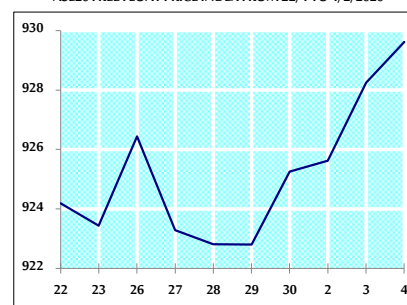
### VALUE TRADED BY SECTOR TUESDAY 4/2/2020



### GENERAL FREE FLOAT PRICE INDEX FROM 22/1 TO 4/2/2020



### ASE20 FREE FLOAT PRICE INDEX FROM 22/1 TO 4/2/2020



### GENERAL PRICE INDEX FROM 22/1 TO 4/2/2020

