

## Daily Summary for Amman Stock Exchange

### VALUE TRADED (JD)

	2019	2020	NET CHANGE	CHANGE (%)
Daily	7,577,910	4,902,851	-2,675,059	-35.30%
Cumulative(2/2-25/2)	86,656,833	108,410,793	21,753,960	25.10%
Cumulative(2/1-25/2)	177,551,203	213,440,650	35,889,447	20.21%

### NO. OF SHARES TRADED

	2019	2020	NET CHANGE	CHANGE (%)
Daily	6,314,792	6,910,841	596,049	9.44%
Cumulative(2/2-25/2)	68,709,611	103,607,414	34,897,803	50.79%
Cumulative(2/1-25/2)	134,458,214	196,706,018	62,247,804	46.30%

### NO. OF TRANSACTIONS

	2019	2020	NET CHANGE	CHANGE (%)
Daily	2,370	1,917	-453	-19.11%
Cumulative(2/2-25/2)	35,187	40,289	5,102	14.50%
Cumulative(2/1-25/2)	71,104	84,443	13,339	18.76%

### SOME FINANCIAL RATIOS FOR THE ASE (25/2/2020)

SECTOR	P/E	P/BV	DIVIDEND YIELD (%)	TURNOVER (%)
FINANCIAL	10.524	0.915	5.012	0.067
SERVICES	16.031	1.126	5.450	0.082
INDUSTRY	17.036	1.407	3.779	0.317
OVERALL	11.478	1.047	4.892	0.104

### STOCK PRICE INDEX WEIGHTED BY FREE FLOAT MARKET CAPITALIZATION (1999=1000)

	MONDAY 24/02/2020	TUESDAY 25/02/2020	% CHANGE	
			DAY BEFORE	YTD
GENERAL	1851.7	1842.2	-0.51%	1.49%
FINANCIAL	2471.9	2455.1	-0.68%	0.21%
SERVICES	1333.3	1328.7	-0.35%	2.76%
INDUSTRY	1925.3	1925.4	0.00%	3.69%

### STOCK PRICE INDEX WEIGHTED BY FREE FLOAT MARKET CAPITALIZATION ASE20 (2014=1000)

	915.6	910.7	-0.53%	2.22%
--	-------	-------	--------	-------

### STOCK PRICE INDEX WEIGHTED BY MARKET CAPITALIZATION (1991=1000)

	MONDAY 24/02/2020	TUESDAY 25/02/2020	% CHANGE	
			DAY BEFORE	YTD
GENERAL	3481.5	3462.1	-0.56%	-1.47%
BANKS	6896.0	6836.2	-0.87%	-3.66%
INSURANCE	1340.1	1339.4	-0.05%	4.44%
SERVICES	752.3	750.8	-0.19%	2.05%
INDUSTRY	2646.8	2643.9	-0.11%	1.18%

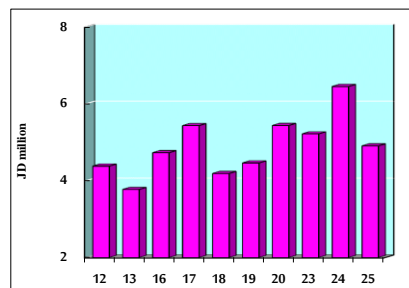
### STOCK PRICE MARKET INDEX WEIGHTED BY FREE FLOAT MARKET CAP. (2012=1000)

	MONDAY 24/02/2020	TUESDAY 25/02/2020	% CHANGE	
			DAY BEFORE	YTD
FIRST MARKET	982.7	977.5	-0.53%	2.27%
SECOND MARKET	831.8	830.9	-0.11%	-0.61%

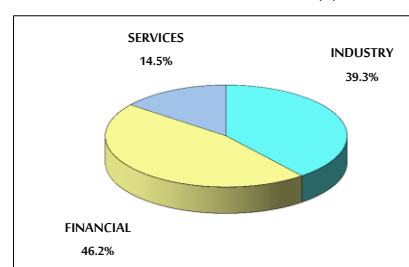
### MARKET CAPITALIZATION (JD)

	14,760,578,260	14,682,406,801	-0.53%	-1.56%
--	----------------	----------------	--------	--------

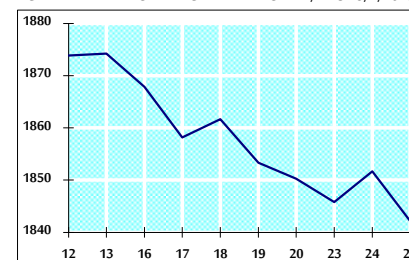
### VALUE TRADED FROM 12/2 TO 25/2/2020



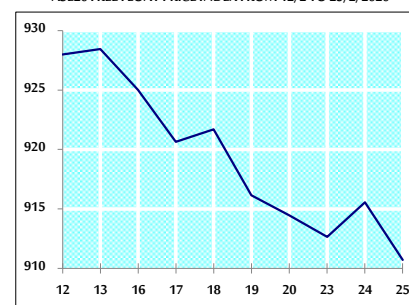
### VALUE TRADED BY SECTOR TUESDAY 25/2/2020



### GENERAL FREE FLOAT PRICE INDEX FROM 12/2 TO 25/2/2020



### ASE20 FREE FLOAT PRICE INDEX FROM 12/2 TO 25/2/2020



### GENERAL PRICE INDEX FROM 12/2 TO 25/2/2020

