

Daily Summary for Amman Stock Exchange

VALUE TRADED (JD)

	2019	2020	NET CHANGE	CHANGE (%)
Daily	4,728,336	6,448,540	1,720,204	36.38%
Cumulative(2/2-24/2)	79,078,923	103,507,942	24,429,019	30.89%
Cumulative(2/1-24/2)	169,973,293	208,537,799	38,564,506	22.69%

NO. OF SHARES TRADED

	2019	2020	NET CHANGE	CHANGE (%)
Daily	5,384,923	5,393,806	8,883	0.16%
Cumulative(2/2-24/2)	62,394,819	96,696,573	34,301,754	54.98%
Cumulative(2/1-24/2)	128,143,422	189,795,177	61,651,755	48.11%

NO. OF TRANSACTIONS

	2019	2020	NET CHANGE	CHANGE (%)
Daily	2,042	1,887	-155	-7.59%
Cumulative(2/2-24/2)	32,817	38,372	5,555	16.93%
Cumulative(2/1-24/2)	68,734	82,526	13,792	20.07%

SOME FINANCIAL RATIOS FOR THE ASE (24/2/2020)

SECTOR	P/E	P/BV	DIVIDEND YIELD (%)	TURNOVER (%)
FINANCIAL	10.608	0.922	4.972	0.059
SERVICES	16.065	1.128	5.439	0.119
INDUSTRY	17.049	1.408	3.776	0.118
OVERALL	11.543	1.052	4.865	0.081

STOCK PRICE INDEX WEIGHTED BY FREE FLOAT MARKET CAPITALIZATION (1999=1000)

	SUNDAY 23/02/2020	MONDAY 24/02/2020	% CHANGE	
			DAY BEFORE	YTD
GENERAL	1845.8	1851.7	0.32%	2.01%
FINANCIAL	2463.1	2471.9	0.35%	0.89%
SERVICES	1334.6	1333.3	-0.10%	3.12%
INDUSTRY	1915.2	1925.3	0.53%	3.68%

STOCK PRICE INDEX WEIGHTED BY FREE FLOAT MARKET CAPITALIZATION ASE20 (2014=1000)

	912.7	915.6	0.32%	2.76%
--	-------	-------	-------	-------

STOCK PRICE INDEX WEIGHTED BY MARKET CAPITALIZATION (1991=1000)

	SUNDAY 23/02/2020	MONDAY 24/02/2020	% CHANGE	
			DAY BEFORE	YTD
GENERAL	3474.6	3481.5	0.20%	-0.92%
BANKS	6878.0	6896.0	0.26%	-2.81%
INSURANCE	1337.8	1340.1	0.18%	4.49%
SERVICES	754.3	752.3	-0.26%	2.25%
INDUSTRY	2638.2	2646.8	0.33%	1.29%

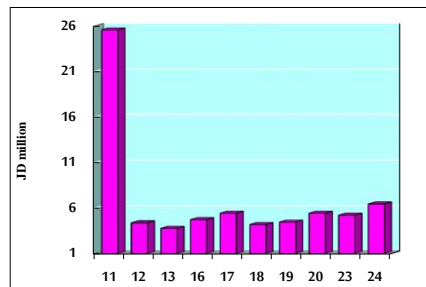
STOCK PRICE MARKET INDEX WEIGHTED BY FREE FLOAT MARKET CAP. (2012=1000)

	SUNDAY 23/02/2020	MONDAY 24/02/2020	% CHANGE	
			DAY BEFORE	YTD
FIRST MARKET	979.0	982.7	0.38%	2.81%
SECOND MARKET	833.9	831.8	-0.25%	-0.51%

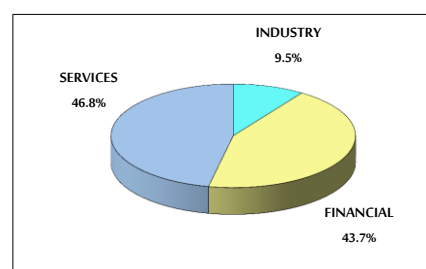
MARKET CAPITALIZATION (JD)

	14,738,069,406	14,760,578,260	0.15%	-1.03%
--	----------------	----------------	-------	--------

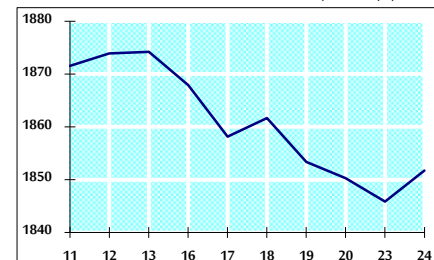
VALUE TRADED FROM 11/2 TO 24/2/2020



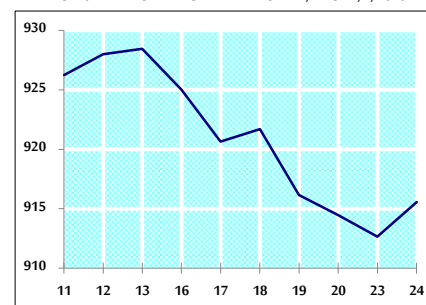
VALUE TRADED BY SECTOR MONDAY 24/2/2020



GENERAL FREE FLOAT PRICE INDEX FROM 11/2 TO 24/2/2020



ASE20 FREE FLOAT PRICE INDEX FROM 11/2 TO 24/2/2020



GENERAL PRICE INDEX FROM 11/2 TO 24/2/2020

