

Daily Summary for Amman Stock Exchange

VALUE TRADED (JD)

	2019	2020	NET CHANGE	CHANGE (%)
Daily	3,295,155	5,215,946	1,920,791	58.29%
Cumulative(2/2-23/2)	74,350,587	97,059,402	22,708,815	30.54%
Cumulative(2/1-23/2)	165,244,957	202,089,259	36,844,302	22.30%

NO. OF SHARES TRADED

	2019	2020	NET CHANGE	CHANGE (%)
Daily	3,515,987	5,653,761	2,137,774	60.80%
Cumulative(2/2-23/2)	57,009,896	91,302,767	34,292,871	60.15%
Cumulative(2/1-23/2)	122,758,499	184,401,371	61,642,872	50.21%

NO. OF TRANSACTIONS

	2019	2020	NET CHANGE	CHANGE (%)
Daily	1,552	1,892	340	21.91%
Cumulative(2/2-23/2)	30,775	36,485	5,710	18.55%
Cumulative(2/1-23/2)	66,692	80,639	13,947	20.91%

SOME FINANCIAL RATIOS FOR THE ASE (23/2/2020)

SECTOR	P/E	P/BV	DIVIDEND YIELD (%)	TURNOVER (%)
FINANCIAL	10.588	0.920	4.983	0.079
SERVICES	15.950	1.131	5.425	0.066
INDUSTRY	17.114	1.406	3.787	0.149
OVERALL	11.519	1.051	4.874	0.085

STOCK PRICE INDEX WEIGHTED BY FREE FLOAT MARKET CAPITALIZATION (1999=1000)

	THURSDAY 20/02/2020	SUNDAY 23/02/2020	% CHANGE	
			DAY BEFORE	YTD
GENERAL	1850.3	1845.8	-0.24%	1.69%
FINANCIAL	2465.7	2463.1	-0.10%	0.54%
SERVICES	1342.3	1334.6	-0.57%	3.22%
INDUSTRY	1916.3	1915.2	-0.06%	3.14%

STOCK PRICE INDEX WEIGHTED BY FREE FLOAT MARKET CAPITALIZATION ASE20 (2014=1000)

	914.5	912.7	-0.20%	2.43%
--	-------	-------	--------	-------

STOCK PRICE INDEX WEIGHTED BY MARKET CAPITALIZATION (1991=1000)

	THURSDAY 20/02/2020	SUNDAY 23/02/2020	% CHANGE	
			DAY BEFORE	YTD
GENERAL	3487.8	3474.6	-0.38%	-1.11%
BANKS	6900.0	6878.0	-0.32%	-3.07%
INSURANCE	1334.7	1337.8	0.23%	4.31%
SERVICES	757.0	754.3	-0.36%	2.52%
INDUSTRY	2652.7	2638.2	-0.55%	0.96%

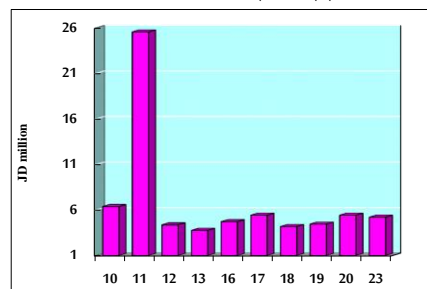
STOCK PRICE MARKET INDEX WEIGHTED BY FREE FLOAT MARKET CAP. (2012=1000)

	THURSDAY 20/02/2020	SUNDAY 23/02/2020	% CHANGE	
			DAY BEFORE	YTD
FIRST MARKET	981.4	979.0	-0.24%	2.42%
SECOND MARKET	832.0	833.9	0.22%	-0.26%

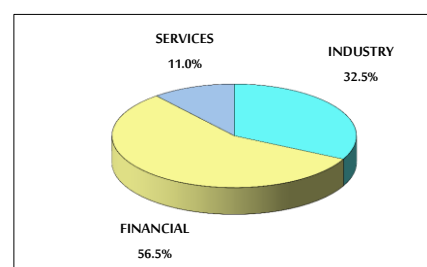
MARKET CAPITALIZATION (JD)

	14,789,889,930	14,738,069,406	-0.35%	-1.18%
--	----------------	----------------	--------	--------

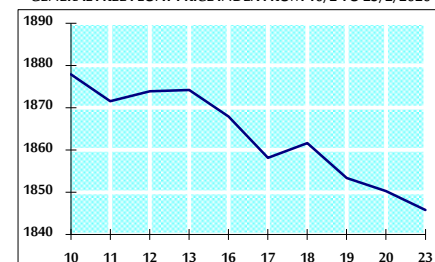
VALUE TRADED FROM 10/2 TO 23/2/2020



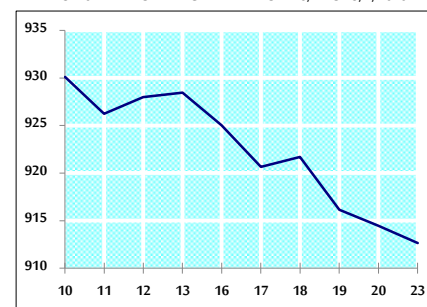
VALUE TRADED BY SECTOR SUNDAY 23/2/2020



GENERAL FREE FLOAT PRICE INDEX FROM 10/2 TO 23/2/2020



ASE20 FREE FLOAT PRICE INDEX FROM 10/2 TO 23/2/2020



GENERAL PRICE INDEX FROM 10/2 TO 23/2/2020

