

## Daily Summary for Amman Stock Exchange

### VALUE TRADED (JD)

	2019	2020	NET CHANGE	CHANGE (%)
Daily	3,333,734	5,433,222	2,099,488	62.98%
Cumulative(2/2-20/2)	71,055,432	91,843,456	20,788,024	29.26%
Cumulative(2/1-20/2)	161,949,802	196,873,313	34,923,511	21.56%

### NO. OF SHARES TRADED

	2019	2020	NET CHANGE	CHANGE (%)
Daily	3,191,612	5,283,837	2,092,225	65.55%
Cumulative(2/2-20/2)	53,493,909	85,649,006	32,155,097	60.11%
Cumulative(2/1-20/2)	119,242,512	178,747,610	59,505,098	49.90%

### NO. OF TRANSACTIONS

	2019	2020	NET CHANGE	CHANGE (%)
Daily	1,763	2,034	271	15.37%
Cumulative(2/2-20/2)	29,223	34,593	5,370	18.38%
Cumulative(2/1-20/2)	65,140	78,747	13,607	20.89%

### SOME FINANCIAL RATIOS FOR THE ASE (20/2/2020)

SECTOR	P/E	P/BV	DIVIDEND YIELD (%)	TURNOVER (%)
FINANCIAL	10.617	0.923	4.969	0.065
SERVICES	16.032	1.137	5.397	0.124
INDUSTRY	17.215	1.412	3.764	0.069
OVERALL	11.566	1.055	4.854	0.079

### STOCK PRICE INDEX WEIGHTED BY FREE FLOAT MARKET CAPITALIZATION (1999=1000)

	WEDNESDAY 19/02/2020	THURSDAY 20/02/2020	% CHANGE	
			DAY BEFORE	YTD
GENERAL	1853.3	1850.3	-0.17%	1.93%
FINANCIAL	2470.3	2465.7	-0.18%	0.64%
SERVICES	1339.7	1342.3	0.20%	3.81%
INDUSTRY	1926.8	1916.3	-0.54%	3.20%

### STOCK PRICE INDEX WEIGHTED BY FREE FLOAT MARKET CAPITALIZATION ASE20 (2014=1000)

	916.1	914.5	-0.18%	2.64%
--	-------	-------	--------	-------

### STOCK PRICE INDEX WEIGHTED BY MARKET CAPITALIZATION (1991=1000)

	WEDNESDAY 19/02/2020	THURSDAY 20/02/2020	% CHANGE	
			DAY BEFORE	YTD
GENERAL	3496.2	3487.8	-0.24%	-0.74%
BANKS	6920.4	6900.0	-0.29%	-2.76%
INSURANCE	1336.9	1334.7	-0.16%	4.07%
SERVICES	757.8	757.0	-0.11%	2.89%
INDUSTRY	2658.0	2652.7	-0.20%	1.51%

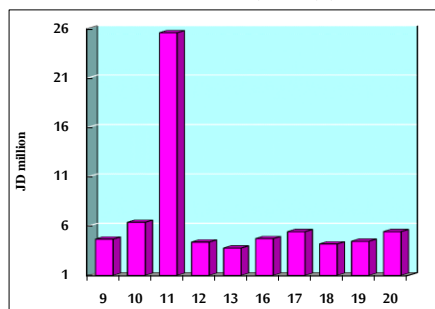
### STOCK PRICE MARKET INDEX WEIGHTED BY FREE FLOAT MARKET CAP. (2012=1000)

	WEDNESDAY 19/02/2020	THURSDAY 20/02/2020	% CHANGE	
			DAY BEFORE	YTD
FIRST MARKET	983.1	981.4	-0.17%	2.67%
SECOND MARKET	831.0	832.0	0.12%	-0.48%

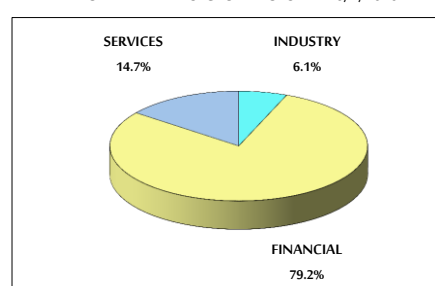
### MARKET CAPITALIZATION (JD)

	14,823,743,103	14,789,889,930	-0.23%	-0.84%
--	----------------	----------------	--------	--------

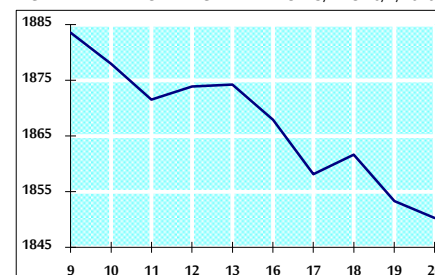
### VALUE TRADED FROM 9/2 TO 20/2/2020



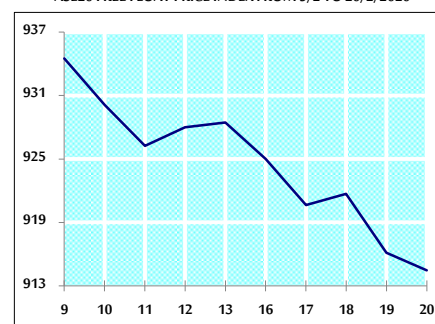
### VALUE TRADED BY SECTOR THURSDAY 20/2/2020



### GENERAL FREE FLOAT PRICE INDEX FROM 9/2 TO 20/2/2020



### ASE20 FREE FLOAT PRICE INDEX FROM 9/2 TO 20/2/2020



### GENERAL PRICE INDEX FROM 9/2 TO 20/2/2020

