

Daily Summary for Amman Stock Exchange

VALUE TRADED (JD)

	2019	2020	NET CHANGE	CHANGE (%)
Daily	4,063,966	4,459,254	395,288	9.73%
Cumulative(2/2-19/2)	67,721,698	86,410,234	18,688,536	27.60%
Cumulative(2/1-19/2)	158,616,068	191,440,091	32,824,023	20.69%

NO. OF SHARES TRADED

	2019	2020	NET CHANGE	CHANGE (%)
Daily	3,847,535	3,815,115	-32,420	-0.84%
Cumulative(2/2-19/2)	50,302,297	80,365,169	30,062,872	59.76%
Cumulative(2/1-19/2)	116,050,900	173,463,773	57,412,873	49.47%

NO. OF TRANSACTIONS

	2019	2020	NET CHANGE	CHANGE (%)
Daily	1,691	1,998	307	18.15%
Cumulative(2/2-19/2)	27,460	32,559	5,099	18.57%
Cumulative(2/1-19/2)	63,377	76,713	13,336	21.04%

SOME FINANCIAL RATIOS FOR THE ASE (19/2/2020)

SECTOR	P/E	P/BV	DIVIDEND YIELD (%)	TURNOVER (%)
FINANCIAL	10.647	0.925	4.955	0.052
SERVICES	16.032	1.137	5.397	0.046
INDUSTRY	17.260	1.416	3.754	0.103
OVERALL	11.593	1.057	4.843	0.057

STOCK PRICE INDEX WEIGHTED BY FREE FLOAT MARKET CAPITALIZATION (1999=1000)

	TUESDAY 18/02/2020	WEDNESDAY 19/02/2020	% CHANGE	
			DAY BEFORE	YTD
GENERAL	1861.6	1853.3	-0.45%	2.10%
FINANCIAL	2480.7	2470.3	-0.42%	0.83%
SERVICES	1344.1	1339.7	-0.33%	3.61%
INDUSTRY	1938.6	1926.8	-0.61%	3.76%

STOCK PRICE INDEX WEIGHTED BY FREE FLOAT MARKET CAPITALIZATION ASE20 (2014=1000)

	921.7	916.1	-0.60%	2.83%
--	-------	-------	--------	-------

STOCK PRICE INDEX WEIGHTED BY MARKET CAPITALIZATION (1991=1000)

	TUESDAY 18/02/2020	WEDNESDAY 19/02/2020	% CHANGE	
			DAY BEFORE	YTD
GENERAL	3519.0	3496.2	-0.65%	-0.50%
BANKS	6953.5	6920.4	-0.48%	-2.47%
INSURANCE	1334.1	1336.9	0.21%	4.24%
SERVICES	761.2	757.8	-0.44%	3.00%
INDUSTRY	2689.5	2658.0	-1.17%	1.72%

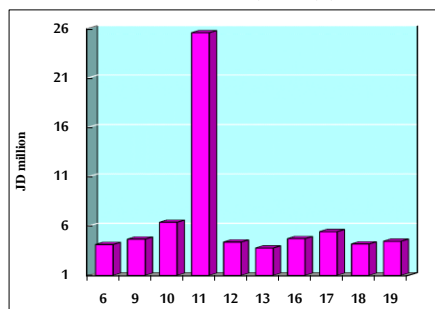
STOCK PRICE MARKET INDEX WEIGHTED BY FREE FLOAT MARKET CAP. (2012=1000)

	TUESDAY 18/02/2020	WEDNESDAY 19/02/2020	% CHANGE	
			DAY BEFORE	YTD
FIRST MARKET	988.3	983.1	-0.52%	2.85%
SECOND MARKET	835.4	831.0	-0.52%	-0.60%

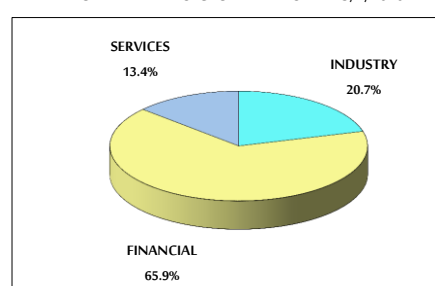
MARKET CAPITALIZATION (JD)

	14,914,660,093	14,823,743,103	-0.61%	-0.61%
--	----------------	----------------	--------	--------

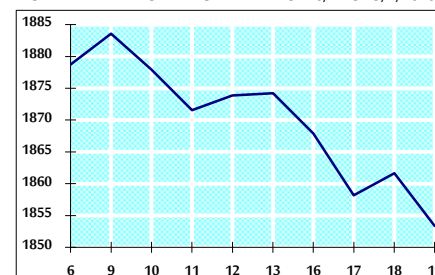
VALUE TRADED FROM 6/2 TO 19/2/2020



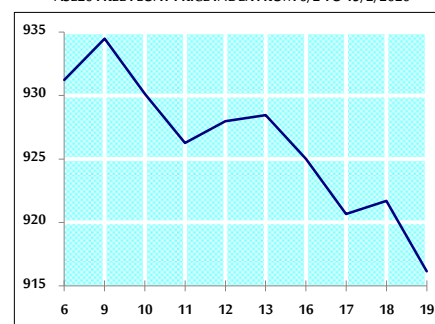
VALUE TRADED BY SECTOR WEDNESDAY 19/2/2020



GENERAL FREE FLOAT PRICE INDEX FROM 6/2 TO 19/2/2020



ASE20 FREE FLOAT PRICE INDEX FROM 6/2 TO 19/2/2020



GENERAL PRICE INDEX FROM 6/2 TO 19/2/2020

