

Daily Summary for Amman Stock Exchange

VALUE TRADED (JD)

	2019	2020	NET CHANGE	CHANGE (%)
Daily	11,482,894	4,725,650	-6,757,244	-58.85%
Cumulative(2/2-16/2)	56,794,947	72,335,931	15,540,984	27.36%
Cumulative(2/1-16/2)	147,689,317	177,365,788	29,676,471	20.09%

NO. OF SHARES TRADED

	2019	2020	NET CHANGE	CHANGE (%)
Daily	4,812,366	4,068,128	-744,238	-15.47%
Cumulative(2/2-16/2)	39,461,015	66,415,576	26,954,561	68.31%
Cumulative(2/1-16/2)	105,209,618	159,514,180	54,304,562	51.62%

NO. OF TRANSACTIONS

	2019	2020	NET CHANGE	CHANGE (%)
Daily	1,613	2,293	680	42.16%
Cumulative(2/2-16/2)	22,018	26,042	4,024	18.28%
Cumulative(2/1-16/2)	57,935	70,196	12,261	21.16%

SOME FINANCIAL RATIOS FOR THE ASE (16/2/2020)

SECTOR	P/E	P/BV	DIVIDEND YIELD (%)	TURNOVER (%)
FINANCIAL	10.711	0.937	4.972	0.060
SERVICES	16.006	1.140	5.389	0.051
INDUSTRY	17.507	1.437	3.699	0.086
OVERALL	11.679	1.070	4.836	0.061

STOCK PRICE INDEX WEIGHTED BY FREE FLOAT MARKET CAPITALIZATION (1999=1000)

	THURSDAY 13/02/2020	SUNDAY 16/02/2020	% CHANGE	
			DAY BEFORE	YTD
GENERAL	1874.2	1867.9	-0.34%	2.90%
FINANCIAL	2507.9	2496.8	-0.44%	1.91%
SERVICES	1345.6	1343.6	-0.15%	3.91%
INDUSTRY	1941.2	1933.0	-0.42%	4.10%

STOCK PRICE INDEX WEIGHTED BY FREE FLOAT MARKET CAPITALIZATION ASE20 (2014=1000)

	928.5	925.0	-0.37%	3.82%
--	-------	-------	--------	-------

STOCK PRICE INDEX WEIGHTED BY MARKET CAPITALIZATION (1991=1000)

	THURSDAY 13/02/2020	SUNDAY 16/02/2020	% CHANGE	
			DAY BEFORE	YTD
GENERAL	3555.2	3534.6	-0.58%	0.59%
BANKS	7067.1	7008.9	-0.82%	-1.22%
INSURANCE	1329.2	1331.3	0.15%	3.80%
SERVICES	756.1	756.1	-0.01%	2.76%
INDUSTRY	2709.4	2698.5	-0.40%	3.26%

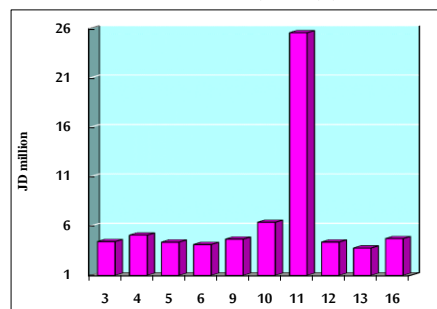
STOCK PRICE MARKET INDEX WEIGHTED BY FREE FLOAT MARKET CAP. (2012=1000)

	THURSDAY 13/02/2020	SUNDAY 16/02/2020	% CHANGE	
			DAY BEFORE	YTD
FIRST MARKET	995.8	992.2	-0.37%	3.80%
SECOND MARKET	838.2	834.2	-0.48%	-0.22%

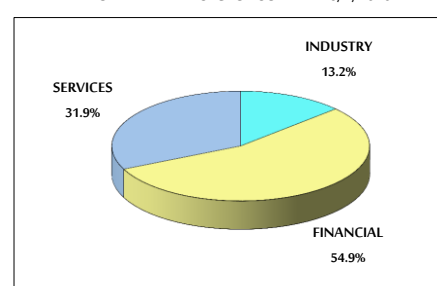
MARKET CAPITALIZATION (JD)

	15,064,177,318	14,976,881,714	-0.58%	0.42%
--	----------------	----------------	--------	-------

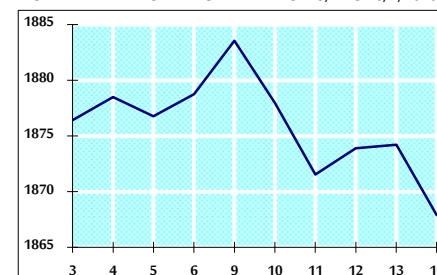
VALUE TRADED FROM 3/2 TO 16/2/2020



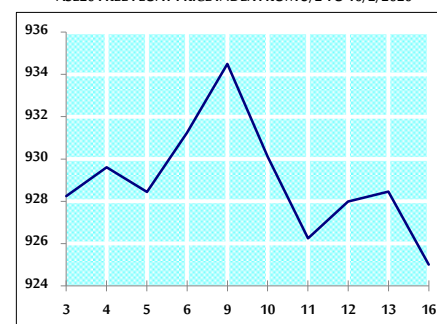
VALUE TRADED BY SECTOR SUNDAY 16/2/2020



GENERAL FREE FLOAT PRICE INDEX FROM 3/2 TO 16/2/2020



ASE20 FREE FLOAT PRICE INDEX FROM 3/2 TO 16/2/2020



GENERAL PRICE INDEX FROM 3/2 TO 16/2/2020

