

Daily Summary for Amman Stock Exchange

VALUE TRADED (JD)

	2019	2020	NET CHANGE	CHANGE (%)
Daily	4,150,509	4,426,226	275,717	6.64%
Cumulative(2/2-3/2)	8,658,876	9,278,874	619,998	7.16%
Cumulative(2/1-3/2)	99,553,246	114,308,731	14,755,485	14.82%

NO. OF SHARES TRADED

	2019	2020	NET CHANGE	CHANGE (%)
Daily	2,785,279	4,075,003	1,289,724	46.31%
Cumulative(2/2-3/2)	5,851,941	9,370,123	3,518,182	60.12%
Cumulative(2/1-3/2)	71,600,544	102,468,727	30,868,183	43.11%

NO. OF TRANSACTIONS

	2019	2020	NET CHANGE	CHANGE (%)
Daily	2,106	2,503	397	18.85%
Cumulative(2/2-3/2)	4,712	5,118	406	8.62%
Cumulative(2/1-3/2)	40,629	49,272	8,643	21.27%

SOME FINANCIAL RATIOS FOR THE ASE (3/2/2020)

SECTOR	P/E	P/BV	DIVIDEND YIELD (%)	TURNOVER (%)
FINANCIAL	10.904	0.973	5.912	0.065
SERVICES	15.876	1.129	5.475	0.059
INDUSTRY	17.388	1.427	3.721	0.048
OVERALL	11.758	1.093	5.479	0.061

STOCK PRICE INDEX WEIGHTED BY FREE FLOAT MARKET CAPITALIZATION (1999=1000)

	SUNDAY 02/02/2020	MONDAY 03/02/2020	% CHANGE	
			DAY BEFORE	YTD
GENERAL	1871.2	1876.4	0.28%	3.37%
FINANCIAL	2517.3	2532.3	0.60%	3.36%
SERVICES	1337.6	1336.6	-0.08%	3.37%
INDUSTRY	1923.5	1918.4	-0.26%	3.31%

STOCK PRICE INDEX WEIGHTED BY FREE FLOAT MARKET CAPITALIZATION ASE20 (2014=1000)

	925.6	928.2	0.28%	4.18%
--	-------	-------	-------	-------

STOCK PRICE INDEX WEIGHTED BY MARKET CAPITALIZATION (1991=1000)

	SUNDAY 02/02/2020	MONDAY 03/02/2020	% CHANGE	
			DAY BEFORE	YTD
GENERAL	3569.4	3575.3	0.17%	1.75%
BANKS	7156.3	7192.8	0.51%	1.37%
INSURANCE	1341.5	1334.7	-0.51%	4.07%
SERVICES	746.5	748.5	0.27%	1.73%
INDUSTRY	2693.6	2677.1	-0.61%	2.45%

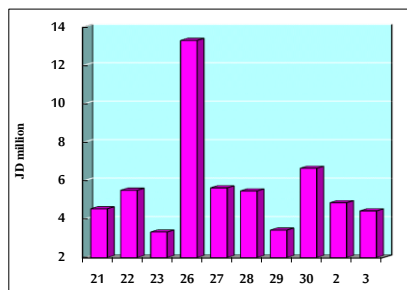
STOCK PRICE MARKET INDEX WEIGHTED BY FREE FLOAT MARKET CAP. (2012=1000)

	SUNDAY 02/02/2020	MONDAY 03/02/2020	% CHANGE	
			DAY BEFORE	YTD
FIRST MARKET	990.6	994.0	0.35%	3.99%
SECOND MARKET	849.9	850.9	0.12%	1.78%

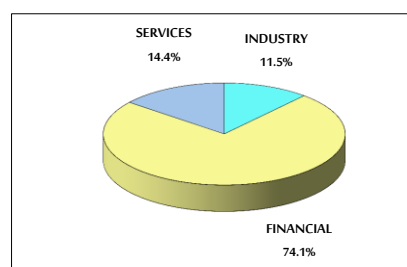
MARKET CAPITALIZATION (JD)

	15,124,121,220	15,153,643,960	0.20%	1.60%
--	----------------	----------------	-------	-------

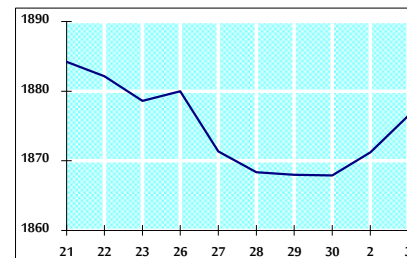
VALUE TRADED FROM 21/1 TO 3/2/2020



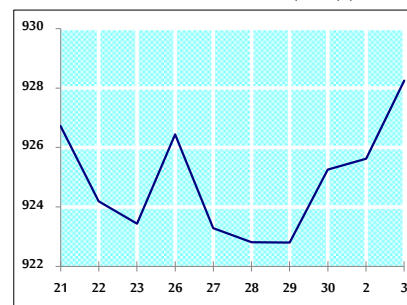
VALUE TRADED BY SECTOR MONDAY 3/2/2020



GENERAL FREE FLOAT PRICE INDEX FROM 21/1 TO 3/2/2020



ASE20 FREE FLOAT PRICE INDEX FROM 21/1 TO 3/2/2020



GENERAL PRICE INDEX FROM 21/1 TO 3/2/2020

