

Daily Summary for Amman Stock Exchange

VALUE TRADED (JD)

	2019	2020	NET CHANGE	CHANGE (%)
Daily	2,973,344	6,642,630	3,669,286	123.41%
Cumulative(2/1-30/1)	90,894,370	105,029,857	14,135,487	15.55%
Cumulative(2/1-30/1)	90,894,370	105,029,857	14,135,487	15.55%

NO. OF SHARES TRADED

	2019	2020	NET CHANGE	CHANGE (%)
Daily	2,687,096	7,546,867	4,859,771	180.86%
Cumulative(2/1-30/1)	65,748,603	93,098,604	27,350,001	41.60%
Cumulative(2/1-30/1)	65,748,603	93,098,604	27,350,001	41.60%

NO. OF TRANSACTIONS

	2019	2020	NET CHANGE	CHANGE (%)
Daily	1,931	2,257	326	16.88%
Cumulative(2/1-30/1)	35,917	44,154	8,237	22.93%
Cumulative(2/1-30/1)	35,917	44,154	8,237	22.93%

SOME FINANCIAL RATIOS FOR THE ASE (30/1/2020)

SECTOR	P/E	P/BV	DIVIDEND YIELD (%)	TURNOVER (%)
FINANCIAL	10.892	0.974	5.909	0.110
SERVICES	15.801	1.124	5.500	0.119
INDUSTRY	17.500	1.436	3.697	0.118
OVERALL	11.763	1.095	5.471	0.113

STOCK PRICE INDEX WEIGHTED BY FREE FLOAT MARKET CAPITALIZATION (1999=1000)

	WEDNESDAY 29/01/2020	THURSDAY 30/01/2020	% CHANGE	
			DAY BEFORE	YTD
GENERAL	1868.0	1867.9	-0.01%	2.90%
FINANCIAL	2512.2	2517.3	0.20%	2.75%
SERVICES	1341.0	1328.1	-0.96%	2.71%
INDUSTRY	1918.2	1922.7	0.23%	3.54%

STOCK PRICE INDEX WEIGHTED BY FREE FLOAT MARKET CAPITALIZATION ASE20 (2014=1000)

	922.8	925.3	0.27%	3.85%
--	-------	-------	-------	-------

STOCK PRICE INDEX WEIGHTED BY MARKET CAPITALIZATION (1991=1000)

	WEDNESDAY 29/01/2020	THURSDAY 30/01/2020	% CHANGE	
			DAY BEFORE	YTD
GENERAL	3581.8	3581.0	-0.02%	1.91%
BANKS	7202.3	7206.0	0.05%	1.56%
INSURANCE	1342.5	1339.8	-0.20%	4.47%
SERVICES	750.2	744.8	-0.72%	1.23%
INDUSTRY	2683.5	2689.3	0.22%	2.91%

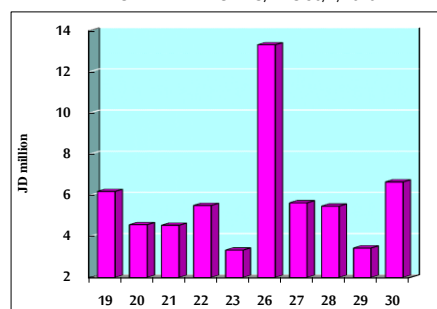
STOCK PRICE MARKET INDEX WEIGHTED BY FREE FLOAT MARKET CAP. (2012=1000)

	WEDNESDAY 29/01/2020	THURSDAY 30/01/2020	% CHANGE	
			DAY BEFORE	YTD
FIRST MARKET	988.4	988.8	0.04%	3.45%
SECOND MARKET	843.9	844.3	0.05%	0.99%

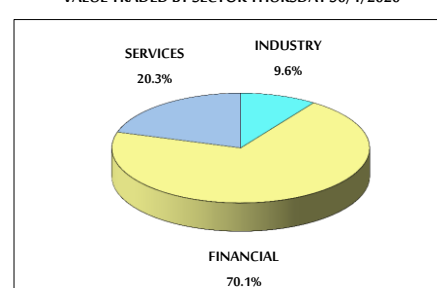
MARKET CAPITALIZATION (JD)

	15,188,575,022	15,169,852,815	-0.12%	1.71%
--	----------------	----------------	--------	-------

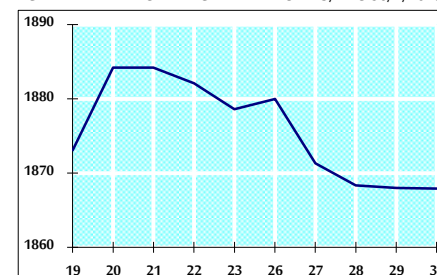
VALUE TRADED FROM 19/1 TO 30/1/2020



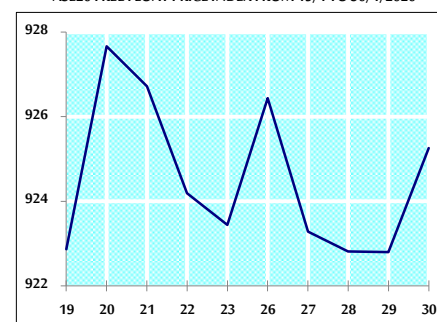
VALUE TRADED BY SECTOR THURSDAY 30/1/2020



GENERAL FREE FLOAT PRICE INDEX FROM 19/1 TO 30/1/2020



ASE20 FREE FLOAT PRICE INDEX FROM 19/1 TO 30/1/2020



GENERAL PRICE INDEX FROM 19/1 TO 30/1/2020

