

### Daily Summary for Amman Stock Exchange

VALUE TRADED (JD)

	2019	2020	NET CHANGE	CHANGE (%)
Daily	4,192,300	3,427,258	-765,042	-18.25%
Cumulative(2/1-29/1)	87,921,026	98,387,227	10,466,201	11.90%
Cumulative(2/1-29/1)	87,921,026	98,387,227	10,466,201	11.90%

NO. OF SHARES TRADED

	2019	2020	NET CHANGE	CHANGE (%)
Daily	3,863,367	4,008,765	145,398	3.76%
Cumulative(2/1-29/1)	63,061,507	85,551,737	22,490,230	35.66%
Cumulative(2/1-29/1)	63,061,507	85,551,737	22,490,230	35.66%

NO. OF TRANSACTIONS

	2019	2020	NET CHANGE	CHANGE (%)
Daily	2,196	1,861	-335	-15.26%
Cumulative(2/1-29/1)	33,986	41,897	7,911	23.28%
Cumulative(2/1-29/1)	33,986	41,897	7,911	23.28%

SOME FINANCIAL RATIOS FOR THE ASE (29/1/2020)

SECTOR	P/E	P/BV	DIVIDEND YIELD (%)	TURNOVER (%)
FINANCIAL	10.896	0.974	5.907	0.055
SERVICES	15.940	1.134	5.452	0.079
INDUSTRY	17.476	1.434	3.702	0.051
OVERALL	11.773	1.096	5.466	0.060

STOCK PRICE INDEX WEIGHTED BY FREE FLOAT MARKET CAPITALIZATION (1999=1000)

	TUESDAY 28/01/2020	WEDNESDAY 29/01/2020	% CHANGE	
			DAY BEFORE	YTD
GENERAL	1868.4	1868.0	-0.02%	2.91%
FINANCIAL	2511.5	2512.2	0.03%	2.54%
SERVICES	1341.6	1341.0	-0.04%	3.71%
INDUSTRY	1919.3	1918.2	-0.05%	3.30%

STOCK PRICE INDEX WEIGHTED BY FREE FLOAT MARKET CAPITALIZATION ASE20 (2014=1000)

	922.8	922.8	0.00%	3.57%
--	-------	-------	-------	-------

STOCK PRICE INDEX WEIGHTED BY MARKET CAPITALIZATION (1991=1000)

	TUESDAY 28/01/2020	WEDNESDAY 29/01/2020	% CHANGE	
			DAY BEFORE	YTD
GENERAL	3587.7	3581.8	-0.17%	1.94%
BANKS	7217.9	7202.3	-0.22%	1.50%
INSURANCE	1340.8	1342.5	0.13%	4.67%
SERVICES	752.5	750.2	-0.31%	1.96%
INDUSTRY	2683.0	2683.5	0.02%	2.69%

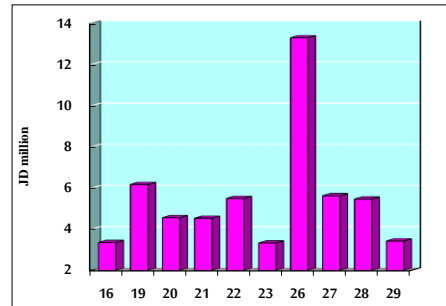
STOCK PRICE MARKET INDEX WEIGHTED BY FREE FLOAT MARKET CAP. (2012=1000)

	TUESDAY 28/01/2020	WEDNESDAY 29/01/2020	% CHANGE	
			DAY BEFORE	YTD
FIRST MARKET	988.0	988.4	0.05%	3.41%
SECOND MARKET	844.9	843.9	-0.12%	0.94%

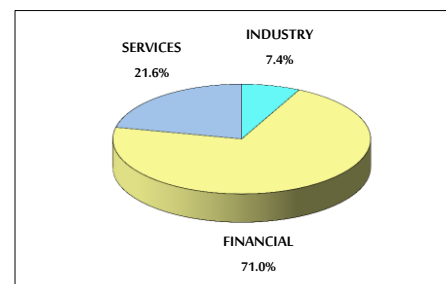
MARKET CAPITALIZATION (JD)

	15,210,558,701	15,188,575,022	-0.14%	1.84%
--	----------------	----------------	--------	-------

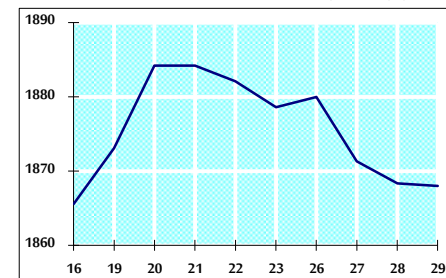
VALUE TRADED FROM 16/1 TO 29/1/2020



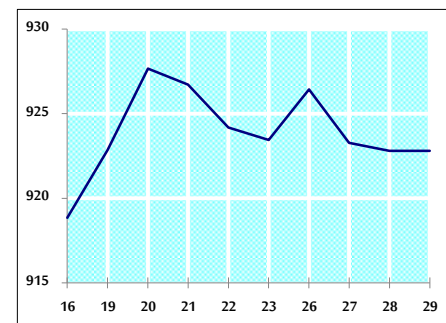
VALUE TRADED BY SECTOR WEDNESDAY 29/1/2020



GENERAL FREE FLOAT PRICE INDEX FROM 16/1 TO 29/1/2020



ASE20 FREE FLOAT PRICE INDEX FROM 16/1 TO 29/1/2020



GENERAL PRICE INDEX FROM 16/1 TO 29/1/2020

