

## Daily Summary for Amman Stock Exchange

### VALUE TRADED (JD)

	2018	2019	NET CHANGE	CHANGE (%)
Daily	-	6,348,212	-	-
Cumulative(1/12-31/12)	592,079,120	158,466,435	-433,612,685	-73.24%
Cumulative(2/1-31/12)	2,319,325,982	1,585,437,493	-733,888,489	-31.64%

### NO. OF SHARES TRADED

	2018	2019	NET CHANGE	CHANGE (%)
Daily	-	4,989,297	-	-
Cumulative(1/12-31/12)	187,261,371	136,273,557	-50,987,814	-27.23%
Cumulative(2/1-31/12)	1,245,881,900	1,247,178,788	1,296,888	0.10%

### NO. OF TRANSACTIONS

	2018	2019	NET CHANGE	CHANGE (%)
Daily	-	2,324	-	-
Cumulative(1/12-31/12)	35,616	37,204	1,588	4.46%
Cumulative(2/1-31/12)	511,754	503,011	-8,743	-1.71%

### SOME FINANCIAL RATIOS FOR THE ASE (31/12/2019)

SECTOR	P/E	P/BV	DIVIDEND YIELD (%)	TURNOVER (%)
FINANCIAL	10.727	0.960	5.996	0.081
SERVICES	14.773	1.100	5.680	0.049
INDUSTRY	17.054	1.399	3.796	0.095
OVERALL	11.364	1.055	5.720	0.075

### STOCK PRICE INDEX WEIGHTED BY FREE FLOAT MARKET CAPITALIZATION (1999=1000)

	MONDAY 30/12/2019	TUESDAY 31/12/2019	% CHANGE	
			DAY BEFORE	YTD
GENERAL	1813.4	1815.2	0.10%	-4.90%
FINANCIAL	2450.2	2450.0	-0.01%	-7.64%
SERVICES	1292.5	1293.0	0.04%	1.03%
INDUSTRY	1844.8	1857.0	0.66%	-1.37%

### STOCK PRICE INDEX WEIGHTED BY FREE FLOAT MARKET CAPITALIZATION ASE20 (2014=1000)

	889.2	891.0	0.20%	-3.82%

### STOCK PRICE INDEX WEIGHTED BY MARKET CAPITALIZATION (1991=1000)

	MONDAY 30/12/2019	TUESDAY 31/12/2019	% CHANGE	
			DAY BEFORE	YTD
GENERAL	3521.6	3513.8	-0.22%	-7.46%
BANKS	7139.7	7095.6	-0.62%	-13.95%
INSURANCE	1285.2	1282.5	-0.21%	-6.83%
SERVICES	732.5	735.7	0.44%	-7.67%
INDUSTRY	2603.1	2613.2	0.39%	13.06%

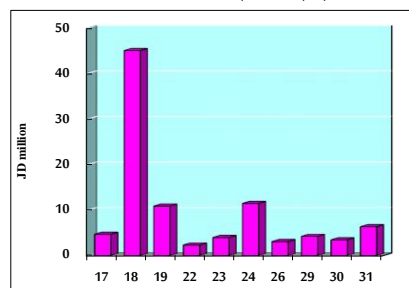
### STOCK PRICE MARKET INDEX WEIGHTED BY FREE FLOAT MARKET CAP. (2012=1000)

	MONDAY 30/12/2019	TUESDAY 31/12/2019	% CHANGE	
			DAY BEFORE	YTD
FIRST MARKET	956.9	955.8	-0.11%	-5.48%
SECOND MARKET	832.9	836.0	0.38%	0.53%

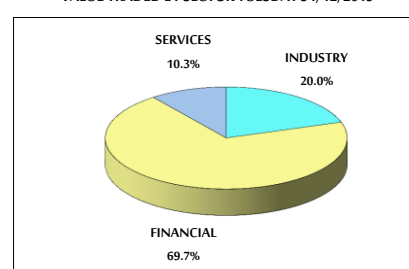
### MARKET CAPITALIZATION (JD)

	14,942,816,070	14,914,795,135	-0.19%	-7.49%

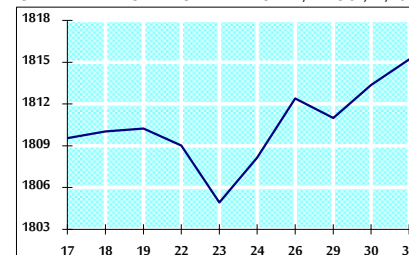
### VALUE TRADED FROM 17/12 TO 31/12/2019



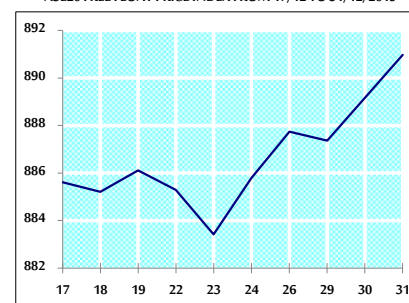
### VALUE TRADED BY SECTOR TUESDAY 31/12/2019



### GENERAL FREE FLOAT PRICE INDEX FROM 17/12 TO 31/12/2019



### ASE20 FREE FLOAT PRICE INDEX FROM 17/12 TO 31/12/2019



### GENERAL PRICE INDEX FROM 17/12 TO 31/12/2019

