

Daily Summary for Amman Stock Exchange

VALUE TRADED (JD)

	2018	2019	NET CHANGE	CHANGE (%)
Daily	7,395,114	3,460,513	-3,934,601	-53.21%
Cumulative(1/12-30/12)	592,079,120	152,118,223	-439,960,897	-74.31%
Cumulative(2/1-30/12)	2,319,325,982	1,579,089,281	-740,236,701	-31.92%

NO. OF SHARES TRADED

	2018	2019	NET CHANGE	CHANGE (%)
Daily	6,775,792	3,145,398	-3,630,394	-53.58%
Cumulative(1/12-30/12)	187,261,371	131,284,260	-55,977,111	-29.89%
Cumulative(2/1-30/12)	1,245,881,900	1,242,189,491	-3,692,409	-0.30%

NO. OF TRANSACTIONS

	2018	2019	NET CHANGE	CHANGE (%)
Daily	2,008	1,275	-733	-36.50%
Cumulative(1/12-30/12)	35,616	34,880	-736	-2.07%
Cumulative(2/1-30/12)	511,754	500,687	-11,067	-2.16%

SOME FINANCIAL RATIOS FOR THE ASE (30/12/2019)

SECTOR	P/E	P/BV	DIVIDEND YIELD (%)	TURNOVER (%)
FINANCIAL	10.786	0.965	5.963	0.060
SERVICES	14.722	1.096	5.700	0.014
INDUSTRY	16.981	1.394	3.813	0.046
OVERALL	11.389	1.058	5.707	0.047

STOCK PRICE INDEX WEIGHTED BY FREE FLOAT MARKET CAPITALIZATION (1999=1000)

	SUNDAY 29/12/2019	MONDAY 30/12/2019	% CHANGE	
			DAY BEFORE	YTD
GENERAL	1811.0	1813.4	0.13%	-5.00%
FINANCIAL	2450.5	2450.2	-0.01%	-7.63%
SERVICES	1289.1	1292.5	0.26%	1.00%
INDUSTRY	1832.7	1844.8	0.66%	-2.01%

STOCK PRICE INDEX WEIGHTED BY FREE FLOAT MARKET CAPITALIZATION ASE20 (2014=1000)

	887.4	889.2	0.20%	-4.02%
--	-------	-------	-------	--------

STOCK PRICE INDEX WEIGHTED BY MARKET CAPITALIZATION (1991=1000)

	SUNDAY 29/12/2019	MONDAY 30/12/2019	% CHANGE	
			DAY BEFORE	YTD
GENERAL	3517.8	3521.6	0.11%	-7.26%
BANKS	7145.4	7139.7	-0.08%	-13.42%
INSURANCE	1280.4	1285.2	0.37%	-6.63%
SERVICES	730.7	732.5	0.24%	-8.08%
INDUSTRY	2589.9	2603.1	0.51%	12.62%

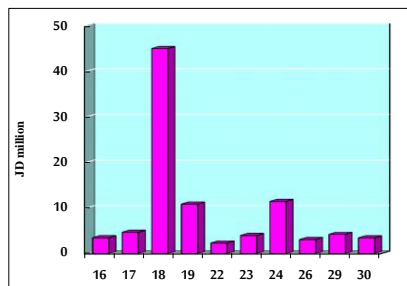
STOCK PRICE MARKET INDEX WEIGHTED BY FREE FLOAT MARKET CAP. (2012=1000)

	SUNDAY 29/12/2019	MONDAY 30/12/2019	% CHANGE	
			DAY BEFORE	YTD
FIRST MARKET	955.4	956.9	0.16%	-5.37%
SECOND MARKET	831.1	832.9	0.21%	0.15%

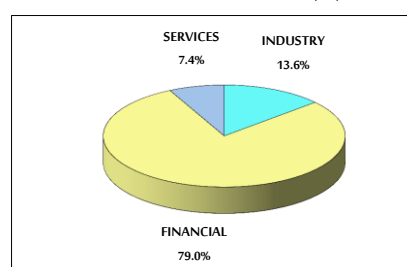
MARKET CAPITALIZATION (JD)

	14,919,271,157	14,942,816,070	0.16%	-7.32%
--	----------------	----------------	-------	--------

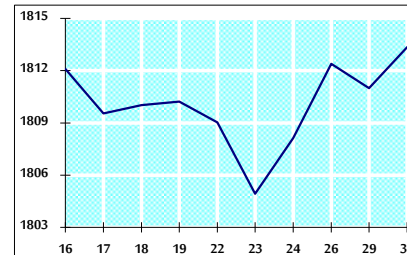
VALUE TRADED FROM 16/12 TO 30/12/2019



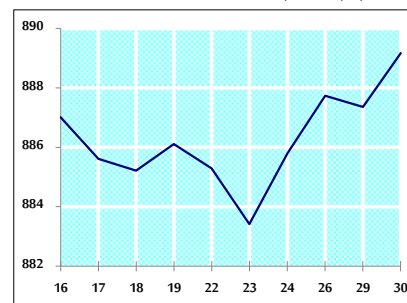
VALUE TRADED BY SECTOR MONDAY 30/12/2019



GENERAL FREE FLOAT PRICE INDEX FROM 16/12 TO 30/12/2019



ASE20 FREE FLOAT PRICE INDEX FROM 16/12 TO 30/12/2019



GENERAL PRICE INDEX FROM 16/12 TO 30/12/2019

