

Daily Summary for Amman Stock Exchange

VALUE TRADED (JD)

	2018	2019	NET CHANGE	CHANGE (%)
Daily	3,766,343	2,997,182	-769,161	-20.42%
Cumulative(3/11-17/11)	57,512,784	54,150,547	-3,362,237	-5.85%
Cumulative(2/1-17/11)	1,683,782,806	1,391,208,106	-292,574,700	-17.38%

NO. OF SHARES TRADED

	2018	2019	NET CHANGE	CHANGE (%)
Daily	4,201,864	4,332,058	130,194	3.10%
Cumulative(3/11-17/11)	51,920,112	50,796,824	-1,123,288	-2.16%
Cumulative(2/1-17/11)	1,022,621,374	1,072,896,779	50,275,405	4.92%

NO. OF TRANSACTIONS

	2018	2019	NET CHANGE	CHANGE (%)
Daily	2,428	1,672	-756	-31.14%
Cumulative(3/11-17/11)	27,412	18,687	-8,725	-31.83%
Cumulative(2/1-17/11)	457,205	449,535	-7,670	-1.68%

SOME FINANCIAL RATIOS FOR THE ASE (17/11/2019)

SECTOR	P/E	P/BV	DIVIDEND YIELD (%)	TURNOVER (%)
FINANCIAL	10.676	0.955	6.025	0.062
SERVICES	14.714	1.096	5.703	0.032
INDUSTRY	20.173	1.358	3.903	0.128
OVERALL	11.642	1.049	5.757	0.064

STOCK PRICE INDEX WEIGHTED BY FREE FLOAT MARKET CAPITALIZATION (1999=1000)

	THURSDAY 14/11/2019	SUNDAY 17/11/2019	% CHANGE	
			DAY BEFORE	YTD
GENERAL	1807.0	1798.5	-0.47%	-5.78%
FINANCIAL	2438.0	2428.1	-0.41%	-8.47%
SERVICES	1290.0	1287.1	-0.22%	0.57%
INDUSTRY	1833.7	1818.2	-0.85%	-3.43%

STOCK PRICE INDEX WEIGHTED BY FREE FLOAT MARKET CAPITALIZATION ASE20 (2014=1000)

	883.2	878.8	-0.50%	-5.14%
--	-------	-------	--------	--------

STOCK PRICE INDEX WEIGHTED BY MARKET CAPITALIZATION (1991=1000)

	THURSDAY 14/11/2019	SUNDAY 17/11/2019	% CHANGE	
			DAY BEFORE	YTD
GENERAL	3504.1	3485.2	-0.54%	-8.21%
BANKS	7075.4	7043.0	-0.46%	-14.59%
INSURANCE	1307.5	1310.3	0.21%	-4.81%
SERVICES	739.2	737.7	-0.21%	-7.42%
INDUSTRY	2594.5	2569.7	-0.96%	11.18%

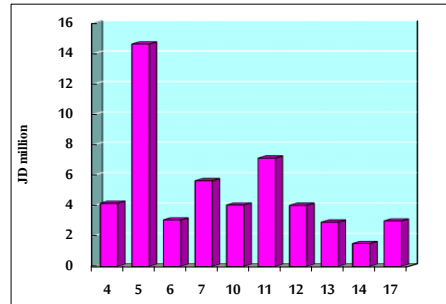
STOCK PRICE MARKET INDEX WEIGHTED BY FREE FLOAT MARKET CAP. (2012=1000)

	THURSDAY 14/11/2019	SUNDAY 17/11/2019	% CHANGE	
			DAY BEFORE	YTD
FIRST MARKET	953.8	948.8	-0.52%	-6.18%
SECOND MARKET	837.4	837.7	0.04%	0.73%

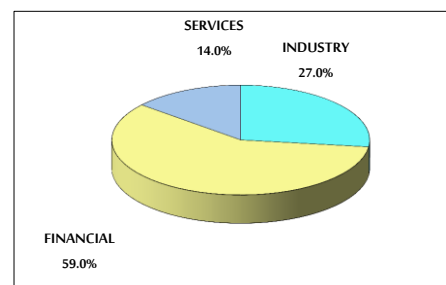
MARKET CAPITALIZATION (JD)

	14,906,316,167	14,832,733,190	-0.49%	-8.00%
--	----------------	----------------	--------	--------

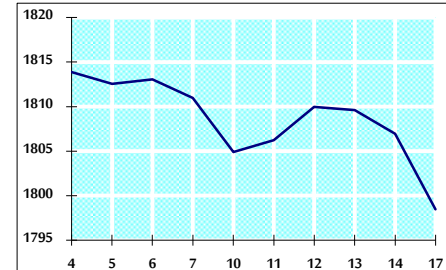
VALUE TRADED FROM 4/11 TO 17/11/2019



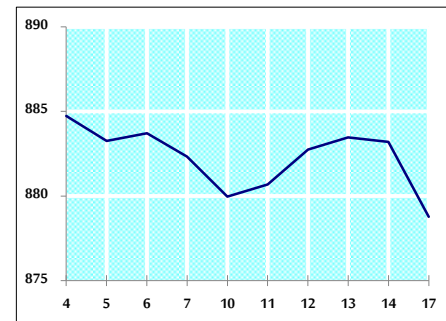
VALUE TRADED BY SECTOR SUNDAY 17/11/2019



GENERAL FREE FLOAT PRICE INDEX FROM 4/11 TO 17/11/2019



ASE20 FREE FLOAT PRICE INDEX FROM 4/11 TO 17/11/2019



GENERAL PRICE INDEX FROM 4/11 TO 17/11/2019

