

Daily Summary for Amman Stock Exchange

VALUE TRADED (JD)

	2018	2019	NET CHANGE	CHANGE (%)
Daily	7,333,097	3,064,827	-4,268,270	-58.21%
Cumulative(3/11-6/11)	22,721,082	25,851,615	3,130,533	13.78%
Cumulative(2/1-6/11)	1,648,991,104	1,362,909,174	-286,081,930	-17.35%

NO. OF SHARES TRADED

	2018	2019	NET CHANGE	CHANGE (%)
Daily	4,618,258	2,496,008	-2,122,250	-45.95%
Cumulative(3/11-6/11)	16,702,904	24,339,935	7,637,031	45.72%
Cumulative(2/1-6/11)	987,404,166	1,046,439,890	59,035,724	5.98%

NO. OF TRANSACTIONS

	2018	2019	NET CHANGE	CHANGE (%)
Daily	2,439	1,568	-871	-35.71%
Cumulative(3/11-6/11)	8,847	6,516	-2,331	-26.35%
Cumulative(2/1-6/11)	438,640	437,364	-1,276	-0.29%

SOME FINANCIAL RATIOS FOR THE ASE (6/11/2019)

SECTOR	P/E	P/BV	DIVIDEND YIELD (%)	TURNOVER (%)
FINANCIAL	10.709	0.958	6.006	0.025
SERVICES	14.835	1.105	5.656	0.046
INDUSTRY	20.400	1.374	3.859	0.078
OVERALL	11.709	1.055	5.724	0.037

STOCK PRICE INDEX WEIGHTED BY FREE FLOAT MARKET CAPITALIZATION (1999=1000)

	TUESDAY 05/11/2019	WEDNESDAY 06/11/2019	% CHANGE	
			DAY BEFORE	YTD
GENERAL	1812.6	1813.1	0.03%	-5.02%
FINANCIAL	2437.3	2437.0	-0.01%	-8.13%
SERVICES	1302.8	1301.4	-0.11%	1.69%
INDUSTRY	1841.0	1846.5	0.30%	-1.93%

STOCK PRICE INDEX WEIGHTED BY FREE FLOAT MARKET CAPITALIZATION ASE20 (2014=1000)

	883.3	883.7	0.05%	-4.61%
--	-------	-------	-------	--------

STOCK PRICE INDEX WEIGHTED BY MARKET CAPITALIZATION (1991=1000)

	TUESDAY 05/11/2019	WEDNESDAY 06/11/2019	% CHANGE	
			DAY BEFORE	YTD
GENERAL	3506.4	3505.3	-0.03%	-7.69%
BANKS	7058.7	7057.7	-0.01%	-14.41%
INSURANCE	1307.4	1307.9	0.04%	-4.99%
SERVICES	741.4	742.3	0.13%	-6.84%
INDUSTRY	2610.8	2606.4	-0.17%	12.76%

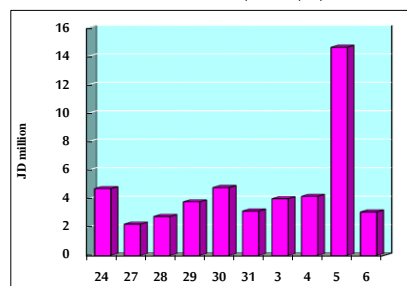
STOCK PRICE MARKET INDEX WEIGHTED BY FREE FLOAT MARKET CAP. (2012=1000)

	TUESDAY 05/11/2019	WEDNESDAY 06/11/2019	% CHANGE	
			DAY BEFORE	YTD
FIRST MARKET	954.2	954.5	0.03%	-5.62%
SECOND MARKET	848.2	850.9	0.31%	2.31%

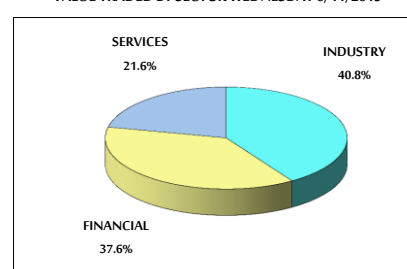
MARKET CAPITALIZATION (JD)

	14,920,950,930	14,916,180,357	-0.03%	-7.48%
--	----------------	----------------	--------	--------

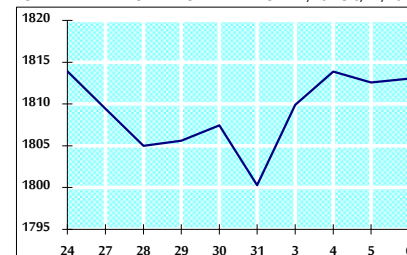
VALUE TRADED FROM 24/10 TO 6/11/2019



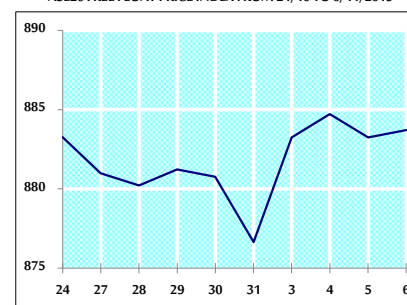
VALUE TRADED BY SECTOR WEDNESDAY 6/11/2019



GENERAL FREE FLOAT PRICE INDEX FROM 24/10 TO 6/11/2019



ASE20 FREE FLOAT PRICE INDEX FROM 24/10 TO 6/11/2019



GENERAL PRICE INDEX FROM 24/10 TO 6/11/2019

