

Daily Summary for Amman Stock Exchange

VALUE TRADED (JD)

	2018	2019	NET CHANGE	CHANGE (%)
Daily	5,435,259	4,828,798	-606,461	-11.16%
Cumulative(3/11-25/11)	87,546,304	79,694,683	-7,851,621	-8.97%
Cumulative(2/1-25/11)	1,713,816,326	1,416,752,242	-297,064,084	-17.33%

NO. OF SHARES TRADED

	2018	2019	NET CHANGE	CHANGE (%)
Daily	4,493,104	4,139,233	-353,871	-7.88%
Cumulative(3/11-25/11)	75,382,192	76,904,840	1,522,648	2.02%
Cumulative(2/1-25/11)	1,046,083,454	1,099,004,795	52,921,341	5.06%

NO. OF TRANSACTIONS

	2018	2019	NET CHANGE	CHANGE (%)
Daily	2,219	1,915	-304	-13.70%
Cumulative(3/11-25/11)	39,638	29,453	-10,185	-25.70%
Cumulative(2/1-25/11)	469,431	460,301	-9,130	-1.94%

SOME FINANCIAL RATIOS FOR THE ASE (25/11/2019)

SECTOR	P/E	P/BV	DIVIDEND YIELD (%)	TURNOVER (%)
FINANCIAL	10.589	0.947	6.075	0.054
SERVICES	14.562	1.085	5.763	0.045
INDUSTRY	20.179	1.361	3.906	0.122
OVERALL	11.567	1.042	5.795	0.062

STOCK PRICE INDEX WEIGHTED BY FREE FLOAT MARKET CAPITALIZATION (1999=1000)

	SUNDAY 24/11/2019	MONDAY 25/11/2019	% CHANGE	
			DAY BEFORE	YTD
GENERAL	1793.5	1789.7	-0.21%	-6.24%
FINANCIAL	2421.6	2413.4	-0.34%	-9.02%
SERVICES	1283.7	1280.6	-0.24%	0.06%
INDUSTRY	1805.6	1814.9	0.51%	-3.60%

STOCK PRICE INDEX WEIGHTED BY FREE FLOAT MARKET CAPITALIZATION ASE20 (2014=1000)

	874.8	873.1	-0.20%	-5.75%
--	-------	-------	--------	--------

STOCK PRICE INDEX WEIGHTED BY MARKET CAPITALIZATION (1991=1000)

	SUNDAY 24/11/2019	MONDAY 25/11/2019	% CHANGE	
			DAY BEFORE	YTD
GENERAL	3472.0	3462.7	-0.27%	-8.81%
BANKS	7006.7	6979.3	-0.39%	-15.36%
INSURANCE	1315.8	1317.9	0.16%	-4.26%
SERVICES	737.0	733.4	-0.50%	-7.96%
INDUSTRY	2564.2	2568.5	0.17%	11.12%

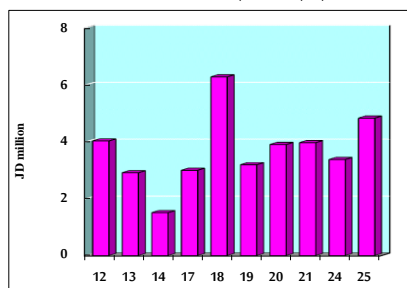
STOCK PRICE MARKET INDEX WEIGHTED BY FREE FLOAT MARKET CAP. (2012=1000)

	SUNDAY 24/11/2019	MONDAY 25/11/2019	% CHANGE	
			DAY BEFORE	YTD
FIRST MARKET	945.4	944.0	-0.15%	-6.66%
SECOND MARKET	843.3	841.2	-0.25%	1.16%

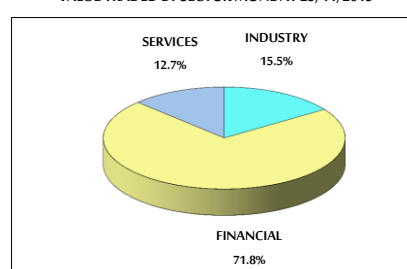
MARKET CAPITALIZATION (JD)

	14,746,405,438	14,711,723,158	-0.24%	-8.75%
--	----------------	----------------	--------	--------

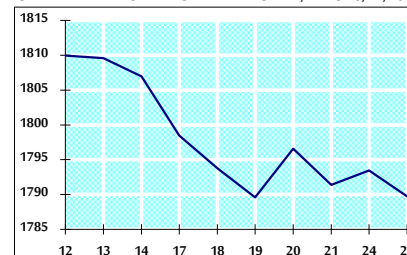
VALUE TRADED FROM 12/11 TO 25/11/2019



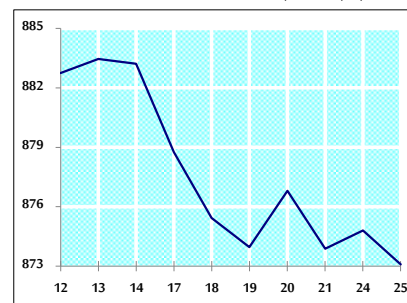
VALUE TRADED BY SECTOR MONDAY 25/11/2019



GENERAL FREE FLOAT PRICE INDEX FROM 12/11 TO 25/11/2019



ASE20 FREE FLOAT PRICE INDEX FROM 12/11 TO 25/11/2019



GENERAL PRICE INDEX FROM 12/11 TO 25/11/2019

