

Daily Summary for Amman Stock Exchange

VALUE TRADED (JD)

	2018	2019	NET CHANGE	CHANGE (%)
Daily	4,544,731	3,902,262	-642,469	-14.14%
Cumulative(3/11-20/11)	74,698,512	67,523,900	-7,174,612	-9.60%
Cumulative(2/1-20/11)	1,700,968,534	1,404,581,459	-296,387,075	-17.42%

NO. OF SHARES TRADED

	2018	2019	NET CHANGE	CHANGE (%)
Daily	3,388,221	3,784,943	396,722	11.71%
Cumulative(3/11-20/11)	63,996,465	65,993,671	1,997,206	3.12%
Cumulative(2/1-20/11)	1,034,697,727	1,088,093,626	53,395,899	5.16%

NO. OF TRANSACTIONS

	2018	2019	NET CHANGE	CHANGE (%)
Daily	1,931	1,745	-186	-9.63%
Cumulative(3/11-20/11)	33,776	24,404	-9,372	-27.75%
Cumulative(2/1-20/11)	463,569	455,252	-8,317	-1.79%

SOME FINANCIAL RATIOS FOR THE ASE (20/11/2019)

SECTOR	P/E	P/BV	DIVIDEND YIELD (%)	TURNOVER (%)
FINANCIAL	10.638	0.952	6.046	0.056
SERVICES	14.644	1.091	5.730	0.046
INDUSTRY	20.171	1.361	3.907	0.077
OVERALL	11.617	1.046	5.770	0.056

STOCK PRICE INDEX WEIGHTED BY FREE FLOAT MARKET CAPITALIZATION (1999=1000)

	TUESDAY 19/11/2019	WEDNESDAY 20/11/2019	% CHANGE	
			DAY BEFORE	YTD
GENERAL	1789.6	1796.6	0.39%	-5.88%
FINANCIAL	2411.2	2423.3	0.50%	-8.65%
SERVICES	1283.1	1284.8	0.13%	0.39%
INDUSTRY	1812.1	1813.1	0.06%	-3.70%

STOCK PRICE INDEX WEIGHTED BY FREE FLOAT MARKET CAPITALIZATION ASE20 (2014=1000)

	874.0	876.8	0.33%	-5.35%
--	-------	-------	-------	--------

STOCK PRICE INDEX WEIGHTED BY MARKET CAPITALIZATION (1991=1000)

	TUESDAY 19/11/2019	WEDNESDAY 20/11/2019	% CHANGE	
			DAY BEFORE	YTD
GENERAL	3469.2	3477.6	0.24%	-8.41%
BANKS	6995.9	7020.8	0.36%	-14.86%
INSURANCE	1303.3	1303.0	-0.03%	-5.34%
SERVICES	736.2	736.5	0.04%	-7.57%
INDUSTRY	2567.4	2569.4	0.08%	11.16%

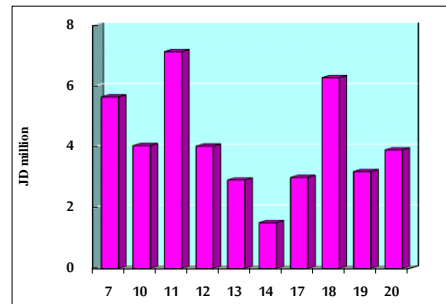
STOCK PRICE MARKET INDEX WEIGHTED BY FREE FLOAT MARKET CAP. (2012=1000)

	TUESDAY 19/11/2019	WEDNESDAY 20/11/2019	% CHANGE	
			DAY BEFORE	YTD
FIRST MARKET	943.7	947.3	0.38%	-6.33%
SECOND MARKET	838.6	842.9	0.52%	1.36%

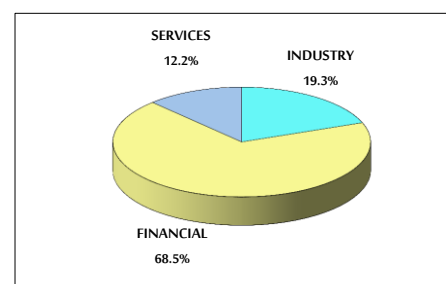
MARKET CAPITALIZATION (JD)

	14,754,733,246	14,764,595,508	0.07%	-8.42%
--	----------------	----------------	-------	--------

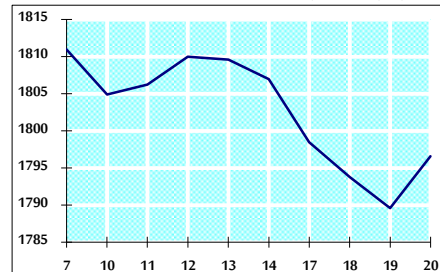
VALUE TRADED FROM 7/11 TO 20/11/2019



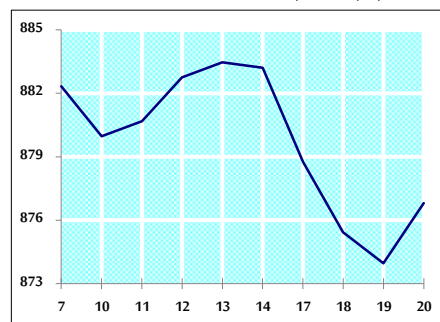
VALUE TRADED BY SECTOR WEDNESDAY 20/11/2019



GENERAL FREE FLOAT PRICE INDEX FROM 7/11 TO 20/11/2019



ASE20 FREE FLOAT PRICE INDEX FROM 7/11 TO 20/11/2019



GENERAL PRICE INDEX FROM 7/11 TO 20/11/2019

