

Daily Summary for Amman Stock Exchange

VALUE TRADED (JD)

	2018	2019	NET CHANGE	CHANGE (%)
Daily	6,130,508	3,192,395	-2,938,113	-47.93%
Cumulative(3/11-19/11)	70,153,781	63,621,638	-6,532,143	-9.31%
Cumulative(2/1-19/11)	1,696,423,803	1,400,679,197	-295,744,606	-17.43%

NO. OF SHARES TRADED

	2018	2019	NET CHANGE	CHANGE (%)
Daily	4,760,927	4,823,401	62,474	1.31%
Cumulative(3/11-19/11)	60,608,244	62,208,728	1,600,484	2.64%
Cumulative(2/1-19/11)	1,031,309,506	1,084,308,683	52,999,177	5.14%

NO. OF TRANSACTIONS

	2018	2019	NET CHANGE	CHANGE (%)
Daily	2,305	1,966	-339	-14.71%
Cumulative(3/11-19/11)	31,845	22,659	-9,186	-28.85%
Cumulative(2/1-19/11)	461,638	453,507	-8,131	-1.76%

SOME FINANCIAL RATIOS FOR THE ASE (19/11/2019)

SECTOR	P/E	P/BV	DIVIDEND YIELD (%)	TURNOVER (%)
FINANCIAL	10.604	0.949	6.066	0.089
SERVICES	14.633	1.090	5.735	0.026
INDUSTRY	20.145	1.356	3.908	0.070
OVERALL	11.589	1.044	5.784	0.072

STOCK PRICE INDEX WEIGHTED BY FREE FLOAT MARKET CAPITALIZATION (1999=1000)

	MONDAY 18/11/2019	TUESDAY 19/11/2019	% CHANGE	
			DAY BEFORE	YTD
GENERAL	1793.8	1789.6	-0.23%	-6.25%
FINANCIAL	2416.8	2411.2	-0.23%	-9.10%
SERVICES	1287.7	1283.1	-0.36%	0.25%
INDUSTRY	1813.5	1812.1	-0.08%	-3.75%

STOCK PRICE INDEX WEIGHTED BY FREE FLOAT MARKET CAPITALIZATION ASE20 (2014=1000)

	875.4	874.0	-0.17%	-5.66%
--	-------	-------	--------	--------

STOCK PRICE INDEX WEIGHTED BY MARKET CAPITALIZATION (1991=1000)

	MONDAY 18/11/2019	TUESDAY 19/11/2019	% CHANGE	
			DAY BEFORE	YTD
GENERAL	3475.1	3469.2	-0.17%	-8.63%
BANKS	7011.6	6995.9	-0.22%	-15.16%
INSURANCE	1316.4	1303.3	-0.99%	-5.32%
SERVICES	741.5	736.2	-0.71%	-7.61%
INDUSTRY	2559.8	2567.4	0.30%	11.08%

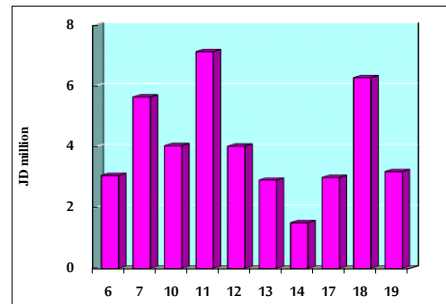
STOCK PRICE MARKET INDEX WEIGHTED BY FREE FLOAT MARKET CAP. (2012=1000)

	MONDAY 18/11/2019	TUESDAY 19/11/2019	% CHANGE	
			DAY BEFORE	YTD
FIRST MARKET	946.4	943.7	-0.29%	-6.69%
SECOND MARKET	838.7	838.6	-0.01%	0.84%

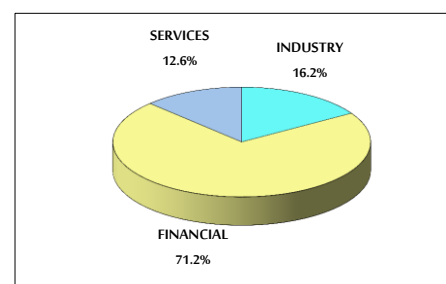
MARKET CAPITALIZATION (JD)

	14,779,500,719	14,754,733,246	-0.17%	-8.48%
--	----------------	----------------	--------	--------

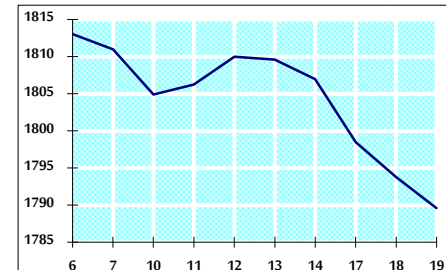
VALUE TRADED FROM 6/11 TO 19/11/2019



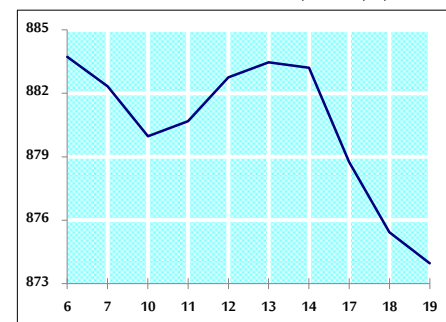
VALUE TRADED BY SECTOR TUESDAY 19/11/2019



GENERAL FREE FLOAT PRICE INDEX FROM 6/11 TO 19/11/2019



ASE20 FREE FLOAT PRICE INDEX FROM 6/11 TO 19/11/2019



GENERAL PRICE INDEX FROM 6/11 TO 19/11/2019

