

Daily Summary for Amman Stock Exchange

VALUE TRADED (JD)

	2018	2019	NET CHANGE	CHANGE (%)
Daily	5,136,539	4,779,790	-356,749	-6.95%
Cumulative(1/10-30/10)	458,333,487	256,138,930	-202,194,557	-44.12%
Cumulative(2/1-30/10)	1,620,594,662	1,333,930,147	-286,664,515	-17.69%

NO. OF SHARES TRADED

	2018	2019	NET CHANGE	CHANGE (%)
Daily	4,903,296	5,504,920	601,624	12.27%
Cumulative(1/10-30/10)	133,925,425	114,852,249	-19,073,176	-14.24%
Cumulative(2/1-30/10)	965,492,155	1,018,379,912	52,887,757	5.48%

NO. OF TRANSACTIONS

	2018	2019	NET CHANGE	CHANGE (%)
Daily	2,656	1,701	-955	-35.96%
Cumulative(1/10-30/10)	55,166	41,763	-13,403	-24.30%
Cumulative(2/1-30/10)	426,987	429,102	2,115	0.50%

SOME FINANCIAL RATIOS FOR THE ASE (30/10/2019)

SECTOR	P/E	P/BV	DIVIDEND YIELD (%)	TURNOVER (%)
FINANCIAL	10.643	0.952	6.043	0.078
SERVICES	14.751	1.099	5.689	0.104
INDUSTRY	19.818	1.334	3.973	0.063
OVERALL	11.564	1.042	5.796	0.082

STOCK PRICE INDEX WEIGHTED BY FREE FLOAT MARKET CAPITALIZATION (1999=1000)

	TUESDAY 29/10/2019	WEDNESDAY 30/10/2019	% CHANGE	
			DAY BEFORE	YTD
GENERAL	1805.6	1807.4	0.10%	-5.31%
FINANCIAL	2437.3	2435.9	-0.06%	-8.17%
SERVICES	1299.3	1304.8	0.43%	1.95%
INDUSTRY	1809.3	1810.9	0.09%	-3.82%

STOCK PRICE INDEX WEIGHTED BY FREE FLOAT MARKET CAPITALIZATION ASE20 (2014=1000)

	881.2	880.8	-0.05%	-4.92%
--	-------	-------	--------	--------

STOCK PRICE INDEX WEIGHTED BY MARKET CAPITALIZATION (1991=1000)

	TUESDAY 29/10/2019	WEDNESDAY 30/10/2019	% CHANGE	
			DAY BEFORE	YTD
GENERAL	3459.4	3461.8	0.07%	-8.83%
BANKS	7000.2	7009.6	0.13%	-14.99%
INSURANCE	1300.2	1299.9	-0.02%	-5.56%
SERVICES	738.1	738.2	0.01%	-7.36%
INDUSTRY	2529.4	2528.3	-0.05%	9.38%

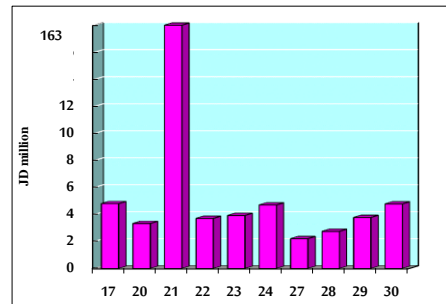
STOCK PRICE MARKET INDEX WEIGHTED BY FREE FLOAT MARKET CAP. (2012=1000)

	TUESDAY 29/10/2019	WEDNESDAY 30/10/2019	% CHANGE	
			DAY BEFORE	YTD
FIRST MARKET	950.1	949.9	-0.02%	-6.07%
SECOND MARKET	841.1	846.1	0.60%	1.74%

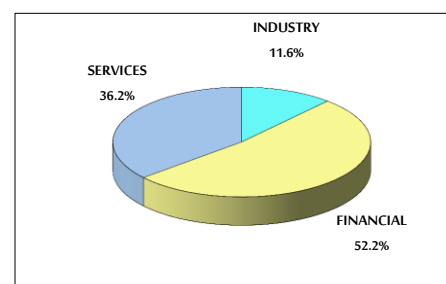
MARKET CAPITALIZATION (JD)

	14,744,073,280	14,751,410,697	0.05%	-8.51%
--	----------------	----------------	-------	--------

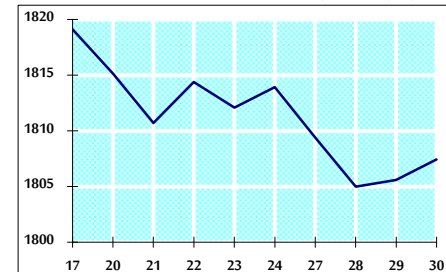
VALUE TRADED FROM 17/10 TO 30/10/2019



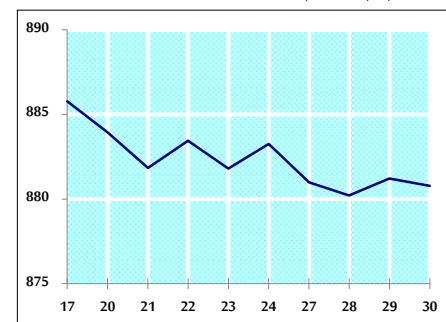
VALUE TRADED BY SECTOR WEDNESDAY 30/10/2019



GENERAL FREE FLOAT PRICE INDEX FROM 17/10 TO 30/10/2019



ASE20 FREE FLOAT PRICE INDEX FROM 17/10 TO 30/10/2019



GENERAL PRICE INDEX FROM 17/10 TO 30/10/2019

