

Daily Summary for Amman Stock Exchange

1- VALUE TRADED (JD)

	2018	2019	NET CHANGE	CHANGE (%)
Daily	3,579,680	6,779,851	3,200,171	89.40%
Cumulative(1/9-15/9)	40,821,369	89,917,134	49,095,765	120.27%
Cumulative(2/1-15/9)	1,119,046,264	1,015,711,509	-103,334,755	-9.23%

2- NO. OF SHARES TRADED

	2018	2019	NET CHANGE	CHANGE (%)
Daily	2,637,128	6,157,103	3,519,975	133.48%
Cumulative(1/9-15/9)	40,076,125	71,796,910	31,720,785	79.15%
Cumulative(2/1-15/9)	790,912,947	849,660,910	58,747,963	7.43%

3- NO. OF TRANSACTIONS

	2018	2019	NET CHANGE	CHANGE (%)
Daily	1,976	2,196	220	11.13%
Cumulative(1/9-15/9)	22,310	24,521	2,211	9.91%
Cumulative(2/1-15/9)	357,240	364,456	7,216	2.02%

4- SOME FINANCIAL RATIOS FOR THE ASE (15/9/2019)

SECTOR	P/E	P/BV	DIVIDEND YIELD (%)	TURNOVER (%)
FINANCIAL	10.785	0.965	5.964	0.087
SERVICES	16.153	1.126	5.427	0.070
INDUSTRY	19.575	1.318	4.022	0.146
OVERALL	11.622	1.066	5.736	0.091

5- STOCK PRICE INDEX WEIGHTED BY FREE FLOAT MARKET CAPITALIZATION (1999=1000)

	THURSDAY 12/09/2019	SUNDAY 15/09/2019	% CHANGE	
			DAY BEFORE	YTD
GENERAL	1793.4	1807.1	0.76%	-5.33%
FINANCIAL	2425.9	2448.8	0.95%	-7.69%
SERVICES	1277.9	1277.5	-0.04%	-0.18%
INDUSTRY	1798.0	1802.0	0.22%	-4.29%

6- STOCK PRICE INDEX WEIGHTED BY MARKET CAPITALIZATION (1991=1000)

	THURSDAY 12/09/2019	SUNDAY 15/09/2019	% CHANGE	
			DAY BEFORE	YTD
GENERAL	3451.4	3484.2	0.95%	-8.24%
BANKS	7022.3	7117.4	1.35%	-13.69%
INSURANCE	1324.0	1324.0	0.00%	-3.81%
SERVICES	742.3	747.7	0.72%	-6.17%
INDUSTRY	2476.6	2478.9	0.09%	7.25%

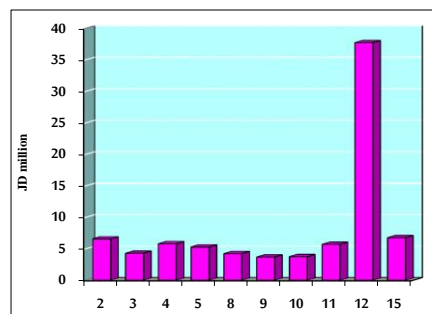
7- STOCK PRICE MARKET INDEX WEIGHTED BY FREE FLOAT MARKET CAP. (2012=1000)

	THURSDAY 12/09/2019	SUNDAY 15/09/2019	% CHANGE	
			DAY BEFORE	YTD
FIRST MARKET	942.5	949.4	0.73%	-6.12%
SECOND MARKET	837.8	845.5	0.92%	1.67%

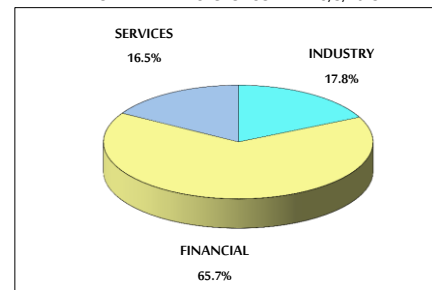
8- MARKET CAPITALIZATION (JD)

ASE MARKET CAPITALIZATION	14,686,707,275	14,807,215,983	0.82%	-8.16%
---------------------------	----------------	----------------	-------	--------

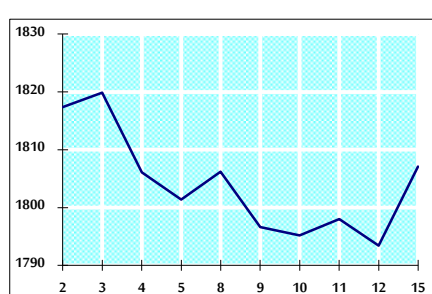
VALUE TRADED FROM 2/9 TO 15/9/2019



VALUE TRADED BY SECTOR SUNDAY 15/9/2019



GENERAL FREE FLOAT PRICE INDEX FROM 2/9 TO 15/9/2019



GENERAL PRICE INDEX FROM 2/9 TO 15/9/2019

