

Daily Summary for Amman Stock Exchange

1- VALUE TRADED (JD)

	2018	2019	NET CHANGE	CHANGE (%)
Daily	4,808,041	3,700,960	-1,107,081	-23.03%
Cumulative(1/9-9/9)	27,682,654	35,935,761	8,253,107	29.81%
Cumulative(2/1-9/9)	1,105,907,549	961,730,136	-144,177,413	-13.04%

2- NO. OF SHARES TRADED

	2018	2019	NET CHANGE	CHANGE (%)
Daily	5,946,297	3,628,015	-2,318,282	-38.99%
Cumulative(1/9-9/9)	27,956,133	37,493,240	9,537,107	34.11%
Cumulative(2/1-9/9)	778,792,955	815,357,240	36,564,285	4.69%

3- NO. OF TRANSACTIONS

	2018	2019	NET CHANGE	CHANGE (%)
Daily	2,180	1,882	-298	-13.67%
Cumulative(1/9-9/9)	15,364	16,476	1,112	7.24%
Cumulative(2/1-9/9)	350,294	356,411	6,117	1.75%

4- SOME FINANCIAL RATIOS FOR THE ASE (9/9/2019)

SECTOR	P/E	P/BV	DIVIDEND YIELD (%)	TURNOVER (%)
FINANCIAL	10.700	0.957	6.011	0.047
SERVICES	16.222	1.131	5.404	0.056
INDUSTRY	19.678	1.325	4.001	0.082
OVERALL	11.561	1.060	5.767	0.054

5- STOCK PRICE INDEX WEIGHTED BY FREE FLOAT MARKET CAPITALIZATION (1999=1000)

	SUNDAY 08/09/2019	MONDAY 09/09/2019	% CHANGE	
			DAY BEFORE	YTD
GENERAL	1806.2	1796.7	-0.53%	-5.88%
FINANCIAL	2444.2	2428.0	-0.66%	-8.47%
SERVICES	1284.6	1283.0	-0.13%	0.25%
INDUSTRY	1826.9	1824.0	-0.16%	-3.12%

6- STOCK PRICE INDEX WEIGHTED BY MARKET CAPITALIZATION (1991=1000)

	SUNDAY 08/09/2019	MONDAY 09/09/2019	% CHANGE	
			DAY BEFORE	YTD
GENERAL	3505.0	3465.9	-1.11%	-8.72%
BANKS	7167.6	7048.5	-1.66%	-14.52%
INSURANCE	1325.2	1324.4	-0.06%	-3.79%
SERVICES	745.7	743.0	-0.35%	-6.75%
INDUSTRY	2499.7	2495.0	-0.19%	7.95%

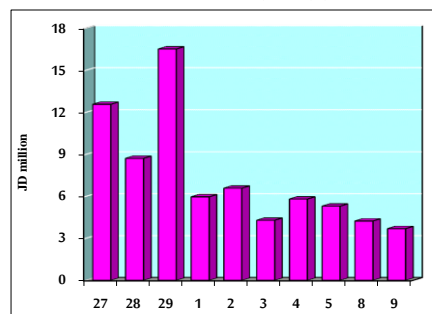
7- STOCK PRICE MARKET INDEX WEIGHTED BY FREE FLOAT MARKET CAP. (2012=1000)

	SUNDAY 08/09/2019	MONDAY 09/09/2019	% CHANGE	
			DAY BEFORE	YTD
FIRST MARKET	950.7	945.4	-0.56%	-6.51%
SECOND MARKET	838.1	833.7	-0.52%	0.25%

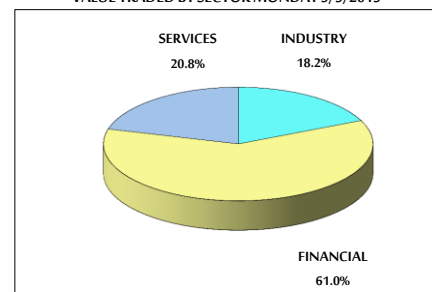
8- MARKET CAPITALIZATION (JD)

ASE MARKET CAPITALIZATION	14,909,095,817	14,761,515,211	-0.99%	-8.44%
---------------------------	----------------	----------------	--------	--------

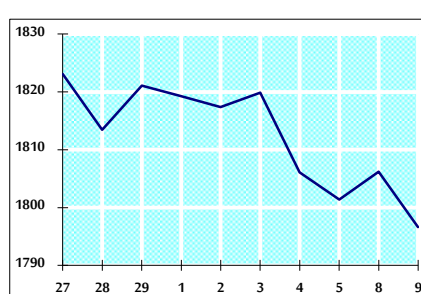
VALUE TRADED FROM 27/8 TO 9/9/2019



VALUE TRADED BY SECTOR MONDAY 9/9/2019



GENERAL FREE FLOAT PRICE INDEX FROM 27/8 TO 9/9/2019



GENERAL PRICE INDEX FROM 27/8 TO 9/9/2019

