

## Daily Summary for Amman Stock Exchange

### 1- VALUE TRADED (JD)

	2018	2019	NET CHANGE	CHANGE (%)
Daily	-	5,156,435	-	-
Cumulative(1/9-30/9)	84,036,280	151,996,842	67,960,562	80.87%
Cumulative(2/1-30/9)	1,162,261,175	1,077,791,217	-84,469,958	-7.27%

### 2- NO. OF SHARES TRADED

	2018	2019	NET CHANGE	CHANGE (%)
Daily	-	5,441,876	-	-
Cumulative(1/9-30/9)	80,729,908	125,663,663	44,933,755	55.66%
Cumulative(2/1-30/9)	831,566,730	903,527,663	71,960,933	8.65%

### 3- NO. OF TRANSACTIONS

	2018	2019	NET CHANGE	CHANGE (%)
Daily	-	1,872	-	-
Cumulative(1/9-30/9)	36,891	47,404	10,513	28.50%
Cumulative(2/1-30/9)	371,821	387,339	15,518	4.17%

### 4- SOME FINANCIAL RATIOS FOR THE ASE (30/9/2019)

SECTOR	P/E	P/BV	DIVIDEND YIELD (%)	TURNOVER (%)
FINANCIAL	10.913	0.976	5.894	0.053
SERVICES	16.271	1.134	5.387	0.158
INDUSTRY	19.974	1.345	3.942	0.070
OVERALL	11.760	1.079	5.669	0.081

### 5- STOCK PRICE INDEX WEIGHTED BY FREE FLOAT MARKET CAPITALIZATION (1999=1000)

	SUNDAY 29/09/2019	MONDAY 30/09/2019	% CHANGE	
			DAY BEFORE	YTD
GENERAL	1825.6	1827.7	0.12%	-4.25%
FINANCIAL	2479.8	2482.8	0.12%	-6.41%
SERVICES	1296.1	1300.0	0.30%	1.58%
INDUSTRY	1828.3	1826.7	-0.09%	-2.98%

### 6- STOCK PRICE INDEX WEIGHTED BY MARKET CAPITALIZATION (1991=1000)

	SUNDAY 29/09/2019	MONDAY 30/09/2019	% CHANGE	
			DAY BEFORE	YTD
GENERAL	3519.5	3525.7	0.18%	-7.15%
BANKS	7173.9	7188.0	0.20%	-12.83%
INSURANCE	1314.6	1310.2	-0.33%	-4.81%
SERVICES	742.5	746.3	0.52%	-6.34%
INDUSTRY	2544.1	2542.5	-0.06%	10.00%

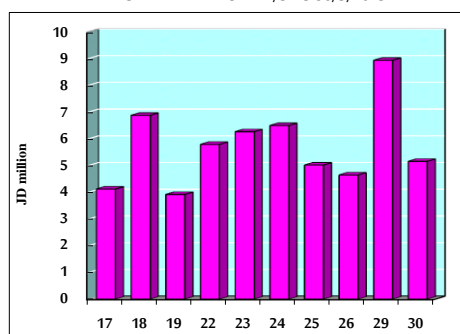
### 7- STOCK PRICE MARKET INDEX WEIGHTED BY FREE FLOAT MARKET CAP. (2012=1000)

	SUNDAY 29/09/2019	MONDAY 30/09/2019	% CHANGE	
			DAY BEFORE	YTD
FIRST MARKET	960.2	961.6	0.14%	-4.92%
SECOND MARKET	850.1	848.4	-0.20%	2.02%

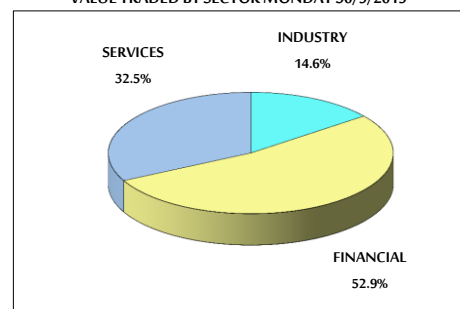
### 8- MARKET CAPITALIZATION (JD)

ASE MARKET CAPITALIZATION	14,972,601,208	14,998,478,651	0.17%	-6.97%
---------------------------	----------------	----------------	-------	--------

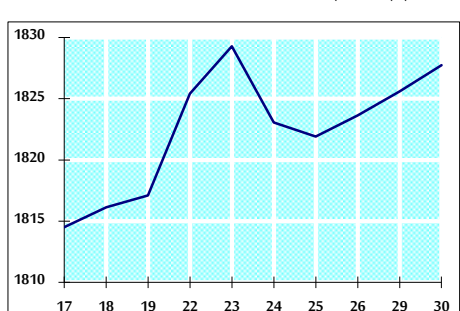
VALUE TRADED FROM 17/9 TO 30/9/2019



VALUE TRADED BY SECTOR MONDAY 30/9/2019



GENERAL FREE FLOAT PRICE INDEX FROM 17/9 TO 30/9/2019



GENERAL PRICE INDEX FROM 17/9 TO 30/9/2019

