

Daily Summary for Amman Stock Exchange

1- VALUE TRADED (JD)

	2018	2019	NET CHANGE	CHANGE (%)
Daily	-	8,934,363	-	-
Cumulative(1/9-29/9)	84,036,280	146,840,407	62,804,127	74.73%
Cumulative(2/1-29/9)	1,162,261,175	1,072,634,782	-89,626,393	-7.71%

2- NO. OF SHARES TRADED

	2018	2019	NET CHANGE	CHANGE (%)
Daily	-	5,554,618	-	-
Cumulative(1/9-29/9)	80,729,908	120,221,787	39,491,879	48.92%
Cumulative(2/1-29/9)	831,566,730	898,085,787	66,519,057	8.00%

3- NO. OF TRANSACTIONS

	2018	2019	NET CHANGE	CHANGE (%)
Daily	-	2,094	-	-
Cumulative(1/9-29/9)	36,891	45,532	8,641	23.42%
Cumulative(2/1-29/9)	371,821	385,467	13,646	3.67%

4- SOME FINANCIAL RATIOS FOR THE ASE (29/9/2019)

SECTOR	P/E	P/BV	DIVIDEND YIELD (%)	TURNOVER (%)
FINANCIAL	10.895	0.975	5.904	0.064
SERVICES	16.183	1.128	5.417	0.100
INDUSTRY	19.985	1.346	3.939	0.134
OVERALL	11.740	1.077	5.679	0.082

5- STOCK PRICE INDEX WEIGHTED BY FREE FLOAT MARKET CAPITALIZATION (1999=1000)

	THURSDAY 26/09/2019	SUNDAY 29/09/2019	% CHANGE	
			DAY BEFORE	YTD
GENERAL	1823.6	1825.6	0.11%	-4.36%
FINANCIAL	2482.7	2479.8	-0.12%	-6.52%
SERVICES	1290.1	1296.1	0.46%	1.27%
INDUSTRY	1822.9	1828.3	0.30%	-2.89%

6- STOCK PRICE INDEX WEIGHTED BY MARKET CAPITALIZATION (1991=1000)

	THURSDAY 26/09/2019	SUNDAY 29/09/2019	% CHANGE	
			DAY BEFORE	YTD
GENERAL	3521.4	3519.5	-0.05%	-7.31%
BANKS	7204.5	7173.9	-0.42%	-13.00%
INSURANCE	1313.4	1314.6	0.09%	-4.50%
SERVICES	741.4	742.5	0.14%	-6.82%
INDUSTRY	2524.9	2544.1	0.76%	10.07%

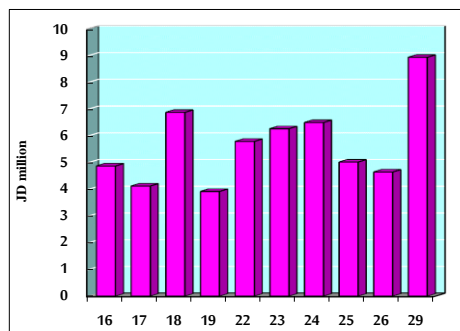
7- STOCK PRICE MARKET INDEX WEIGHTED BY FREE FLOAT MARKET CAP. (2012=1000)

	THURSDAY 26/09/2019	SUNDAY 29/09/2019	% CHANGE	
			DAY BEFORE	YTD
FIRST MARKET	960.0	960.2	0.02%	-5.05%
SECOND MARKET	844.9	850.1	0.62%	2.23%

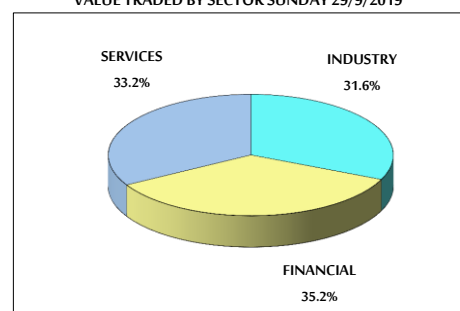
8- MARKET CAPITALIZATION (JD)

ASE MARKET CAPITALIZATION	14,980,981,333	14,972,601,208	-0.06%	-7.13%
---------------------------	----------------	----------------	--------	--------

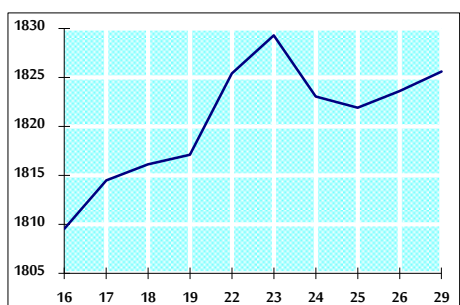
VALUE TRADED FROM 16/9 TO 29/9/2019



VALUE TRADED BY SECTOR SUNDAY 29/9/2019



GENERAL FREE FLOAT PRICE INDEX FROM 16/9 TO 29/9/2019



GENERAL PRICE INDEX FROM 16/9 TO 29/9/2019

