

Daily Summary for Amman Stock Exchange

1- VALUE TRADED (JD)

	2018	2019	NET CHANGE	CHANGE (%)
Daily	4,524,633	5,788,685	1,264,052	27.94%
Cumulative(1/9-22/9)	65,861,581	115,485,656	49,624,075	75.35%
Cumulative(2/1-22/9)	1,144,086,476	1,041,280,031	-102,806,445	-8.99%

2- NO. OF SHARES TRADED

	2018	2019	NET CHANGE	CHANGE (%)
Daily	3,339,283	5,128,822	1,789,539	53.59%
Cumulative(1/9-22/9)	63,303,290	94,111,392	30,808,102	48.67%
Cumulative(2/1-22/9)	814,140,112	871,975,392	57,835,280	7.10%

3- NO. OF TRANSACTIONS

	2018	2019	NET CHANGE	CHANGE (%)
Daily	1,559	2,240	681	43.68%
Cumulative(1/9-22/9)	30,451	35,256	4,805	15.78%
Cumulative(2/1-22/9)	365,381	375,191	9,810	2.68%

4- SOME FINANCIAL RATIOS FOR THE ASE (22/9/2019)

SECTOR	P/E	P/BV	DIVIDEND YIELD (%)	TURNOVER (%)
FINANCIAL	10.863	0.972	5.921	0.059
SERVICES	16.291	1.136	5.381	0.072
INDUSTRY	19.907	1.340	3.955	0.157
OVERALL	11.727	1.075	5.685	0.076

5- STOCK PRICE INDEX WEIGHTED BY FREE FLOAT MARKET CAPITALIZATION (1999=1000)

	THURSDAY 19/09/2019	SUNDAY 22/09/2019	% CHANGE	
			DAY BEFORE	YTD
GENERAL	1817.1	1825.4	0.46%	-4.37%
FINANCIAL	2462.9	2467.0	0.16%	-7.00%
SERVICES	1292.6	1306.8	1.09%	2.11%
INDUSTRY	1815.3	1820.7	0.30%	-3.29%

6- STOCK PRICE INDEX WEIGHTED BY MARKET CAPITALIZATION (1991=1000)

	THURSDAY 19/09/2019	SUNDAY 22/09/2019	% CHANGE	
			DAY BEFORE	YTD
GENERAL	3497.3	3515.8	0.53%	-7.41%
BANKS	7141.6	7165.6	0.34%	-13.10%
INSURANCE	1321.0	1321.0	0.00%	-4.03%
SERVICES	744.0	744.5	0.07%	-6.57%
INDUSTRY	2503.8	2535.8	1.28%	9.71%

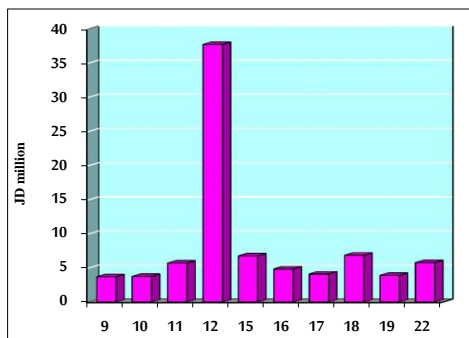
7- STOCK PRICE MARKET INDEX WEIGHTED BY FREE FLOAT MARKET CAP. (2012=1000)

	THURSDAY 19/09/2019	SUNDAY 22/09/2019	% CHANGE	
			DAY BEFORE	YTD
FIRST MARKET	956.1	961.4	0.56%	-4.93%
SECOND MARKET	843.2	841.9	-0.15%	1.23%

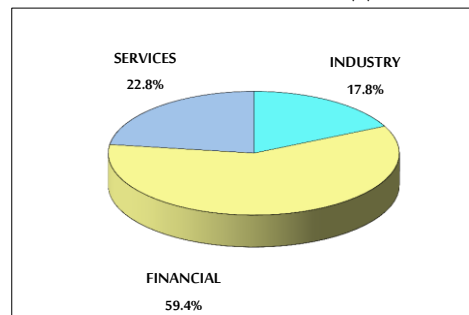
8- MARKET CAPITALIZATION (JD)

ASE MARKET CAPITALIZATION	14,876,041,797	14,947,447,956	0.48%	-7.29%
---------------------------	----------------	----------------	-------	--------

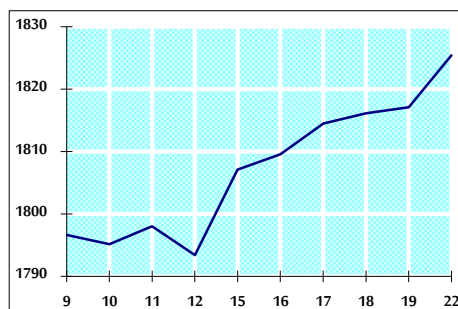
VALUE TRADED FROM 9/9 TO 22/9/2019



VALUE TRADED BY SECTOR SUNDAY 22/9/2019



GENERAL FREE FLOAT PRICE INDEX FROM 9/9 TO 22/9/2019



GENERAL PRICE INDEX FROM 9/9 TO 22/9/2019

