

Daily Summary for Amman Stock Exchange

1- VALUE TRADED (JD)

	2018	2019	NET CHANGE	CHANGE (%)
Daily	10,521,491	6,875,120	-3,646,371	-34.66%
Cumulative(1/9-18/9)	57,133,328	105,778,592	48,645,264	85.14%
Cumulative(2/1-18/9)	1,135,358,223	1,031,572,967	-103,785,256	-9.14%

2- NO. OF SHARES TRADED

	2018	2019	NET CHANGE	CHANGE (%)
Daily	9,885,199	5,185,234	-4,699,965	-47.55%
Cumulative(1/9-18/9)	55,745,125	85,920,698	30,175,573	54.13%
Cumulative(2/1-18/9)	806,581,947	863,784,698	57,202,751	7.09%

3- NO. OF TRANSACTIONS

	2018	2019	NET CHANGE	CHANGE (%)
Daily	1,697	2,427	730	43.02%
Cumulative(1/9-18/9)	27,397	31,546	4,149	15.14%
Cumulative(2/1-18/9)	362,327	371,481	9,154	2.53%

4- SOME FINANCIAL RATIOS FOR THE ASE (18/9/2019)

SECTOR	P/E	P/BV	DIVIDEND YIELD (%)	TURNOVER (%)
FINANCIAL	10.836	0.969	5.936	0.075
SERVICES	16.152	1.126	5.427	0.049
INDUSTRY	19.735	1.329	3.989	0.133
OVERALL	11.680	1.071	5.708	0.077

5- STOCK PRICE INDEX WEIGHTED BY FREE FLOAT MARKET CAPITALIZATION (1999=1000)

	TUESDAY 17/09/2019	WEDNESDAY 18/09/2019	% CHANGE	
			DAY BEFORE	YTD
GENERAL	1814.5	1816.1	0.09%	-4.86%
FINANCIAL	2454.6	2455.9	0.05%	-7.42%
SERVICES	1281.2	1284.9	0.29%	0.40%
INDUSTRY	1824.0	1819.8	-0.23%	-3.34%

6- STOCK PRICE INDEX WEIGHTED BY MARKET CAPITALIZATION (1991=1000)

	TUESDAY 17/09/2019	WEDNESDAY 18/09/2019	% CHANGE	
			DAY BEFORE	YTD
GENERAL	3495.6	3501.6	0.17%	-7.78%
BANKS	7129.5	7155.3	0.36%	-13.23%
INSURANCE	1324.5	1319.7	-0.36%	-4.12%
SERVICES	746.5	743.8	-0.37%	-6.66%
INDUSTRY	2504.1	2505.0	0.04%	8.38%

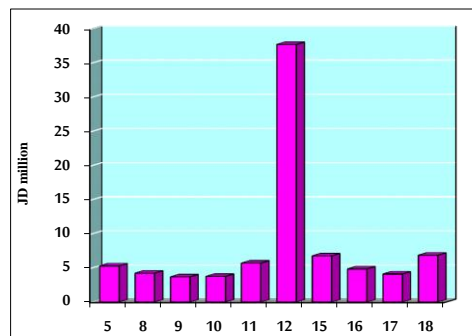
7- STOCK PRICE MARKET INDEX WEIGHTED BY FREE FLOAT MARKET CAP. (2012=1000)

	TUESDAY 17/09/2019	WEDNESDAY 18/09/2019	% CHANGE	
			DAY BEFORE	YTD
FIRST MARKET	954.1	955.7	0.17%	-5.50%
SECOND MARKET	846.6	842.8	-0.44%	1.35%

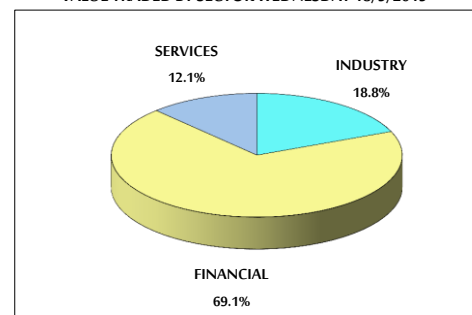
8- MARKET CAPITALIZATION (JD)

ASE MARKET CAPITALIZATION	14,854,591,456	14,876,589,121	0.15%	-7.73%
---------------------------	----------------	----------------	-------	--------

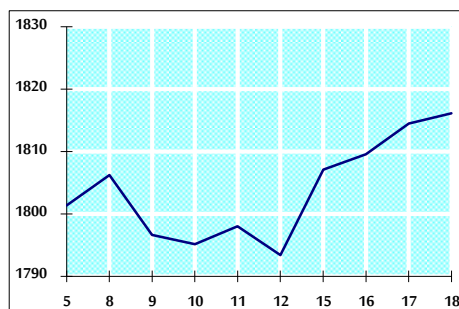
VALUE TRADED FROM 5/9 TO 18/9/2019



VALUE TRADED BY SECTOR WEDNESDAY 18/9/2019



GENERAL FREE FLOAT PRICE INDEX FROM 5/9 TO 18/9/2019



GENERAL PRICE INDEX FROM 5/9 TO 18/9/2019

