

Daily Summary for Amman Stock Exchange

1- VALUE TRADED (JD)

	2018	2019	NET CHANGE	CHANGE (%)
Daily	3,269,428	4,118,088	848,660	25.96%
Cumulative(1/9-17/9)	46,611,837	98,903,472	52,291,635	112.19%
Cumulative(2/1-17/9)	1,124,836,732	1,024,697,847	-100,138,885	-8.90%

2- NO. OF SHARES TRADED

	2018	2019	NET CHANGE	CHANGE (%)
Daily	3,182,623	3,599,455	416,832	13.10%
Cumulative(1/9-17/9)	45,859,926	80,735,464	34,875,538	76.05%
Cumulative(2/1-17/9)	796,696,748	858,599,464	61,902,716	7.77%

3- NO. OF TRANSACTIONS

	2018	2019	NET CHANGE	CHANGE (%)
Daily	1,515	2,118	603	39.80%
Cumulative(1/9-17/9)	25,700	29,119	3,419	13.30%
Cumulative(2/1-17/9)	360,630	369,054	8,424	2.34%

4- SOME FINANCIAL RATIOS FOR THE ASE (17/9/2019)

SECTOR	P/E	P/BV	DIVIDEND YIELD (%)	TURNOVER (%)
FINANCIAL	10.805	0.967	5.953	0.059
SERVICES	16.151	1.126	5.427	0.036
INDUSTRY	19.758	1.330	3.985	0.059
OVERALL	11.660	1.069	5.718	0.053

5- STOCK PRICE INDEX WEIGHTED BY FREE FLOAT MARKET CAPITALIZATION (1999=1000)

	MONDAY 16/09/2019	TUESDAY 17/09/2019	% CHANGE	
			DAY BEFORE	YTD
GENERAL	1809.6	1814.5	0.27%	-4.94%
FINANCIAL	2451.5	2454.6	0.12%	-7.47%
SERVICES	1278.4	1281.2	0.22%	0.11%
INDUSTRY	1811.1	1824.0	0.71%	-3.12%

6- STOCK PRICE INDEX WEIGHTED BY MARKET CAPITALIZATION (1991=1000)

	MONDAY 16/09/2019	TUESDAY 17/09/2019	% CHANGE	
			DAY BEFORE	YTD
GENERAL	3480.8	3495.6	0.43%	-7.94%
BANKS	7089.9	7129.5	0.56%	-13.54%
INSURANCE	1329.3	1324.5	-0.36%	-3.78%
SERVICES	748.4	746.5	-0.26%	-6.32%
INDUSTRY	2491.2	2504.1	0.52%	8.34%

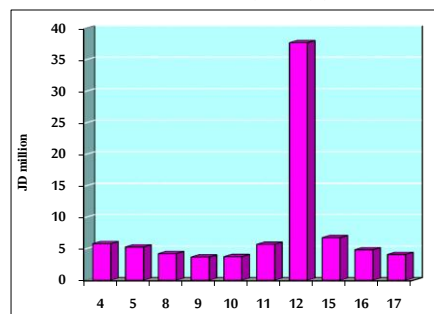
7- STOCK PRICE MARKET INDEX WEIGHTED BY FREE FLOAT MARKET CAP. (2012=1000)

	MONDAY 16/09/2019	TUESDAY 17/09/2019	% CHANGE	
			DAY BEFORE	YTD
FIRST MARKET	950.6	954.1	0.36%	-5.66%
SECOND MARKET	847.9	846.6	-0.15%	1.80%

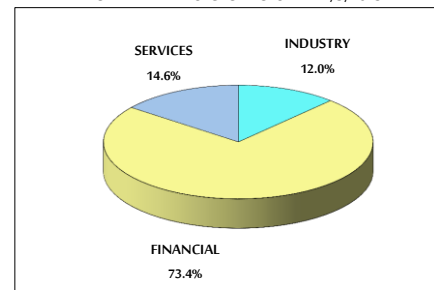
8- MARKET CAPITALIZATION (JD)

ASE MARKET CAPITALIZATION	14,797,340,315	14,854,591,456	0.39%	-7.87%
---------------------------	----------------	----------------	-------	--------

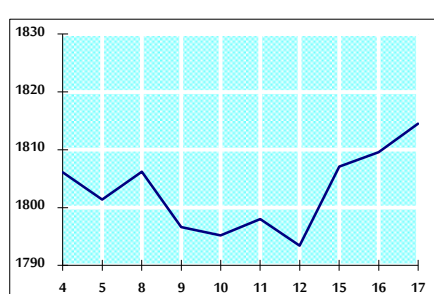
VALUE TRADED FROM 4/9 TO 17/9/2019



VALUE TRADED BY SECTOR TUESDAY 17/9/2019



GENERAL FREE FLOAT PRICE INDEX FROM 4/9 TO 17/9/2019



GENERAL PRICE INDEX FROM 4/9 TO 17/9/2019

