

Daily Summary for Amman Stock Exchange

1- VALUE TRADED (JD)

	2018	2019	NET CHANGE	CHANGE (%)
Daily	2,521,040	4,868,250	2,347,210	93.10%
Cumulative(1/9-16/9)	43,342,409	94,785,384	51,442,975	118.69%
Cumulative(2/1-16/9)	1,121,567,304	1,020,579,759	-100,987,545	-9.00%

2- NO. OF SHARES TRADED

	2018	2019	NET CHANGE	CHANGE (%)
Daily	2,601,178	5,339,099	2,737,921	105.26%
Cumulative(1/9-16/9)	42,677,303	77,136,009	34,458,706	80.74%
Cumulative(2/1-16/9)	793,514,125	855,000,009	61,485,884	7.75%

3- NO. OF TRANSACTIONS

	2018	2019	NET CHANGE	CHANGE (%)
Daily	1,875	2,480	605	32.27%
Cumulative(1/9-16/9)	24,185	27,001	2,816	11.64%
Cumulative(2/1-16/9)	359,115	366,936	7,821	2.18%

4- SOME FINANCIAL RATIOS FOR THE ASE (16/9/2019)

SECTOR	P/E	P/BV	DIVIDEND YIELD (%)	TURNOVER (%)
FINANCIAL	10.756	0.962	5.980	0.079
SERVICES	16.138	1.125	5.432	0.061
INDUSTRY	19.677	1.325	4.001	0.110
OVERALL	11.610	1.065	5.742	0.079

5- STOCK PRICE INDEX WEIGHTED BY FREE FLOAT MARKET CAPITALIZATION (1999=1000)

	SUNDAY 15/09/2019	MONDAY 16/09/2019	% CHANGE	
			DAY BEFORE	YTD
GENERAL	1807.1	1809.6	0.14%	-5.20%
FINANCIAL	2448.8	2451.5	0.11%	-7.58%
SERVICES	1277.5	1278.4	0.08%	-0.11%
INDUSTRY	1802.0	1811.1	0.51%	-3.80%

6- STOCK PRICE INDEX WEIGHTED BY MARKET CAPITALIZATION (1991=1000)

	SUNDAY 15/09/2019	MONDAY 16/09/2019	% CHANGE	
			DAY BEFORE	YTD
GENERAL	3484.2	3480.8	-0.10%	-8.33%
BANKS	7117.4	7089.9	-0.39%	-14.02%
INSURANCE	1324.0	1329.3	0.40%	-3.43%
SERVICES	747.7	748.4	0.10%	-6.07%
INDUSTRY	2478.9	2491.2	0.50%	7.78%

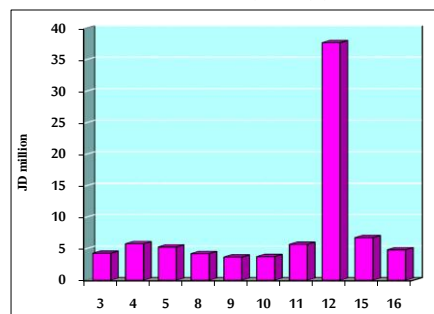
7- STOCK PRICE MARKET INDEX WEIGHTED BY FREE FLOAT MARKET CAP. (2012=1000)

	SUNDAY 15/09/2019	MONDAY 16/09/2019	% CHANGE	
			DAY BEFORE	YTD
FIRST MARKET	949.4	950.6	0.13%	-6.00%
SECOND MARKET	845.5	847.9	0.28%	1.96%

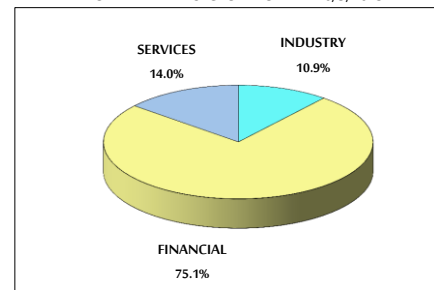
8- MARKET CAPITALIZATION (JD)

ASE MARKET CAPITALIZATION	14,807,215,983	14,797,340,315	-0.07%	-8.22%
---------------------------	----------------	----------------	--------	--------

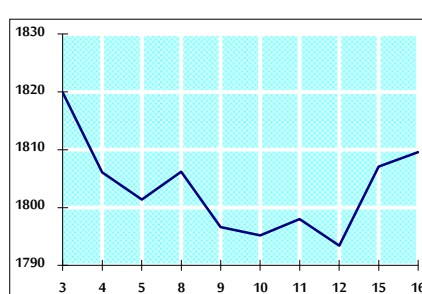
VALUE TRADED FROM 3/9 TO 16/9/2019



VALUE TRADED BY SECTOR MONDAY 16/9/2019



GENERAL FREE FLOAT PRICE INDEX FROM 3/9 TO 16/9/2019



GENERAL PRICE INDEX FROM 3/9 TO 16/9/2019

