

Daily Summary for Amman Stock Exchange

1- VALUE TRADED (JD)

	2018	2019	NET CHANGE	CHANGE (%)
Daily	4,963,756	16,526,816	11,563,060	232.95%
Cumulative(1/8-29/8)	191,619,322	107,985,144	-83,634,178	-43.65%
Cumulative(2/1-29/8)	1,078,224,895	925,794,375	-152,430,520	-14.14%

2- NO. OF SHARES TRADED

	2018	2019	NET CHANGE	CHANGE (%)
Daily	4,277,830	14,685,706	10,407,876	243.30%
Cumulative(1/8-29/8)	74,238,788	89,077,262	14,838,474	19.99%
Cumulative(2/1-29/8)	750,836,822	777,864,000	27,027,178	3.60%

3- NO. OF TRANSACTIONS

	2018	2019	NET CHANGE	CHANGE (%)
Daily	1,755	2,639	884	50.37%
Cumulative(1/8-29/8)	29,473	35,462	5,989	20.32%
Cumulative(2/1-29/8)	334,930	339,935	5,005	1.49%

4- SOME FINANCIAL RATIOS FOR THE ASE (29/8/2019)

SECTOR	P/E	P/BV	DIVIDEND YIELD (%)	TURNOVER (%)
FINANCIAL	11.024	0.985	5.832	0.273
SERVICES	16.451	1.147	5.329	0.075
INDUSTRY	19.492	1.312	4.039	0.208
OVERALL	11.800	1.081	5.648	0.217

5- STOCK PRICE INDEX WEIGHTED BY FREE FLOAT MARKET CAPITALIZATION (1999=1000)

	WEDNESDAY 28/08/2019	THURSDAY 29/08/2019	% CHANGE	
			DAY BEFORE	YTD
GENERAL	1813.4	1821.1	0.42%	-4.59%
FINANCIAL	2459.1	2473.4	0.58%	-6.76%
SERVICES	1311.2	1306.8	-0.34%	2.11%
INDUSTRY	1772.7	1786.9	0.80%	-5.09%

6- STOCK PRICE INDEX WEIGHTED BY MARKET CAPITALIZATION (1991=1000)

	WEDNESDAY 28/08/2019	THURSDAY 29/08/2019	% CHANGE	
			DAY BEFORE	YTD
GENERAL	3511.6	3535.7	0.69%	-6.88%
BANKS	7205.9	7276.4	0.98%	-11.76%
INSURANCE	1331.0	1332.6	0.11%	-3.19%
SERVICES	754.1	753.8	-0.05%	-5.40%
INDUSTRY	2468.8	2478.1	0.38%	7.21%

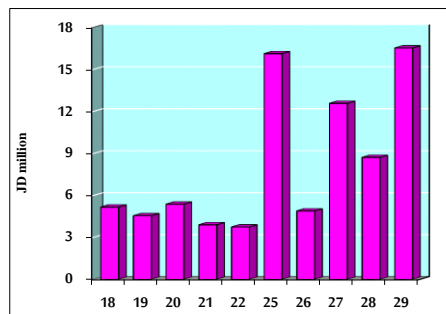
7- STOCK PRICE MARKET INDEX WEIGHTED BY FREE FLOAT MARKET CAP. (2012=1000)

	WEDNESDAY 28/08/2019	THURSDAY 29/08/2019	% CHANGE	
			DAY BEFORE	YTD
FIRST MARKET	955.2	959.4	0.44%	-5.13%
SECOND MARKET	836.0	840.1	0.48%	1.02%

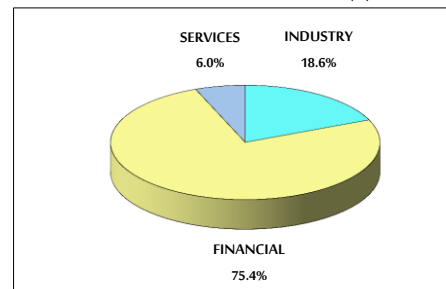
8- MARKET CAPITALIZATION (JD)

ASE MARKET CAPITALIZATION	14,937,858,537	15,030,870,041	0.62%	-6.77%
---------------------------	----------------	----------------	-------	--------

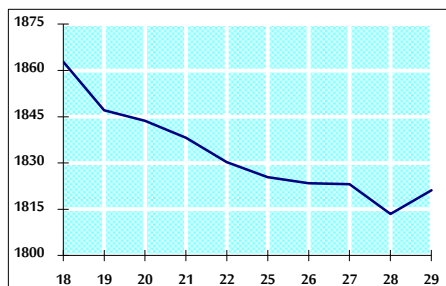
VALUE TRADED FROM 18/8 TO 29/8/2019



VALUE TRADED BY SECTOR THURSDAY 29/8/2019



GENERAL FREE FLOAT PRICE INDEX FROM 18/8 TO 29/8/2019



GENERAL PRICE INDEX FROM 18/8 TO 29/8/2019

