

## Daily Summary for Amman Stock Exchange

### 1- VALUE TRADED (JD)

	2018	2019	NET CHANGE	CHANGE (%)
Daily	3,430,036	4,758,458	1,328,422	38.73%
Cumulative(2/6-20/6)	38,535,723	50,591,398	12,055,675	31.28%
Cumulative(2/1-20/6)	744,752,601	621,476,232	-123,276,369	-16.55%

### 2- NO. OF SHARES TRADED

	2018	2019	NET CHANGE	CHANGE (%)
Daily	2,351,206	4,582,324	2,231,118	94.89%
Cumulative(2/6-20/6)	31,176,414	52,823,364	21,646,950	69.43%
Cumulative(2/1-20/6)	574,807,320	494,253,836	-80,553,484	-14.01%

### 3- NO. OF TRANSACTIONS

	2018	2019	NET CHANGE	CHANGE (%)
Daily	1,110	2,832	1,722	155.14%
Cumulative(2/6-20/6)	15,472	26,030	10,558	68.24%
Cumulative(2/1-20/6)	262,943	225,573	-37,370	-14.21%

### 4- SOME FINANCIAL RATIOS FOR THE ASE (20/6/2019)

SECTOR	P/E	P/BV	DIVIDEND YIELD (%)	TURNOVER (%)
FINANCIAL	11.401	1.020	5.635	0.047
SERVICES	15.690	1.094	5.587	0.085
INDUSTRY	19.077	1.287	4.119	0.130
OVERALL	11.843	1.093	5.621	0.068

### 5- STOCK PRICE INDEX WEIGHTED BY FREE FLOAT MARKET CAPITALIZATION (1999=1000)

	WEDNESDAY 19/06/2019	THURSDAY 20/06/2019	% CHANGE	
			DAY BEFORE	YTD
GENERAL	1836.3	1839.1	0.15%	-3.65%
FINANCIAL	2547.6	2547.3	-0.01%	-3.97%
SERVICES	1229.5	1233.5	0.32%	-3.61%
INDUSTRY	1836.6	1840.3	0.20%	-2.25%

### 6- STOCK PRICE INDEX WEIGHTED BY MARKET CAPITALIZATION (1991=1000)

	WEDNESDAY 19/06/2019	THURSDAY 20/06/2019	% CHANGE	
			DAY BEFORE	YTD
GENERAL	3572.8	3576.1	0.09%	-5.82%
BANKS	7569.3	7573.0	0.05%	-8.16%
INSURANCE	1320.7	1317.9	-0.21%	-4.26%
SERVICES	736.5	735.2	-0.17%	-7.73%
INDUSTRY	2366.1	2375.1	0.38%	2.76%

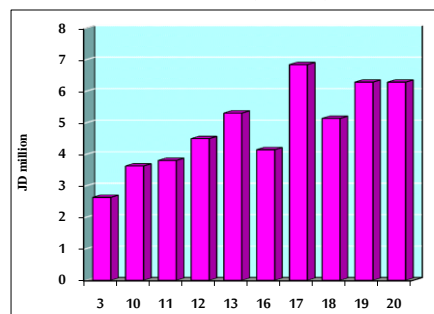
### 7- STOCK PRICE MARKET INDEX WEIGHTED BY FREE FLOAT MARKET CAP. (2012=1000)

	WEDNESDAY 19/06/2019	THURSDAY 20/06/2019	% CHANGE	
			DAY BEFORE	YTD
FIRST MARKET	969.0	970.5	0.16%	-4.04%
SECOND MARKET	846.4	847.3	0.10%	1.89%

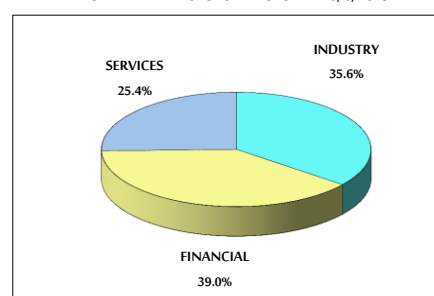
### 8- MARKET CAPITALIZATION (JD)

ASE MARKET CAPITALIZATION	15,201,383,294	15,205,322,311	0.03%	-5.69%
---------------------------	----------------	----------------	-------	--------

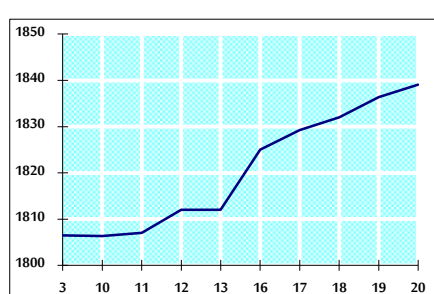
VALUE TRADED FROM 3/6 TO 20/6/2019



VALUE TRADED BY SECTOR THURSDAY 20/6/2019



GENERAL FREE FLOAT PRICE INDEX FROM 3/6 TO 20/6/2019



GENERAL PRICE INDEX FROM 3/6 TO 20/6/2019

