

Daily Summary for Amman Stock Exchange

1- VALUE TRADED (JD)

	2018	2019	NET CHANGE	CHANGE (%)
Daily	3,646,765	6,295,399	2,648,634	72.63%
Cumulative(2/6-19/6)	35,105,687	45,832,940	10,727,253	30.56%
Cumulative(2/1-19/6)	741,322,565	616,717,774	-124,604,791	-16.81%

2- NO. OF SHARES TRADED

	2018	2019	NET CHANGE	CHANGE (%)
Daily	2,766,656	7,302,734	4,536,078	163.96%
Cumulative(2/6-19/6)	28,825,208	48,241,040	19,415,832	67.36%
Cumulative(2/1-19/6)	572,456,114	489,671,512	-82,784,602	-14.46%

3- NO. OF TRANSACTIONS

	2018	2019	NET CHANGE	CHANGE (%)
Daily	1,440	3,232	1,792	124.44%
Cumulative(2/6-19/6)	14,362	23,198	8,836	61.52%
Cumulative(2/1-19/6)	261,833	222,741	-39,092	-14.93%

4- SOME FINANCIAL RATIOS FOR THE ASE (19/6/2019)

SECTOR	P/E	P/BV	DIVIDEND YIELD (%)	TURNOVER (%)
FINANCIAL	11.396	1.020	5.637	0.099
SERVICES	15.738	1.097	5.570	0.092
INDUSTRY	19.038	1.285	4.127	0.175
OVERALL	11.832	1.092	5.626	0.108

5- STOCK PRICE INDEX WEIGHTED BY FREE FLOAT MARKET CAPITALIZATION (1999=1000)

	TUESDAY 18/06/2019	WEDNESDAY 19/06/2019	% CHANGE	
			DAY BEFORE	YTD
GENERAL	1832.0	1836.3	0.23%	-3.80%
FINANCIAL	2537.5	2547.6	0.40%	-3.96%
SERVICES	1229.6	1229.5	0.00%	-3.93%
INDUSTRY	1838.2	1836.6	-0.09%	-2.45%

6- STOCK PRICE INDEX WEIGHTED BY MARKET CAPITALIZATION (1991=1000)

	TUESDAY 18/06/2019	WEDNESDAY 19/06/2019	% CHANGE	
			DAY BEFORE	YTD
GENERAL	3565.2	3572.8	0.21%	-5.91%
BANKS	7526.7	7569.3	0.57%	-8.21%
INSURANCE	1320.8	1320.7	-0.01%	-4.05%
SERVICES	735.6	736.5	0.12%	-7.57%
INDUSTRY	2382.9	2366.1	-0.71%	2.37%

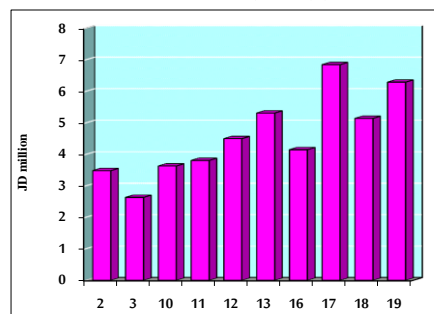
7- STOCK PRICE MARKET INDEX WEIGHTED BY FREE FLOAT MARKET CAP. (2012=1000)

	TUESDAY 18/06/2019	WEDNESDAY 19/06/2019	% CHANGE	
			DAY BEFORE	YTD
FIRST MARKET	966.9	969.0	0.21%	-4.19%
SECOND MARKET	844.5	846.4	0.23%	1.78%

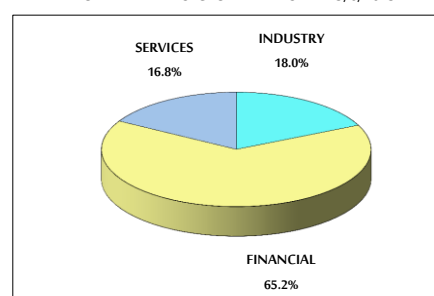
8- MARKET CAPITALIZATION (JD)

	2018	2019	NET CHANGE	CHANGE (%)
ASE MARKET CAPITALIZATION	15,171,133,228	15,201,383,294	0.20%	-5.71%

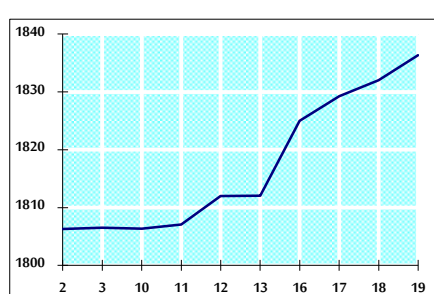
VALUE TRADED FROM 2/6 TO 19/6/2019



VALUE TRADED BY SECTOR WEDNESDAY 19/6/2019



GENERAL FREE FLOAT PRICE INDEX FROM 2/6 TO 19/6/2019



GENERAL PRICE INDEX FROM 2/6 TO 19/6/2019

