

## Daily Summary for Amman Stock Exchange

### 1- VALUE TRADED (JD)

	2018	2019	NET CHANGE	CHANGE (%)
Daily	3,691,035	5,144,727	1,453,692	39.38%
Cumulative(2/6-18/6)	31,458,922	39,537,541	8,078,619	25.68%
Cumulative(2/1-18/6)	737,675,800	610,422,375	-127,253,425	-17.25%

### 2- NO. OF SHARES TRADED

	2018	2019	NET CHANGE	CHANGE (%)
Daily	3,485,509	4,784,186	1,298,677	37.26%
Cumulative(2/6-18/6)	26,058,552	40,938,306	14,879,754	57.10%
Cumulative(2/1-18/6)	569,689,458	482,368,778	-87,320,680	-15.33%

### 3- NO. OF TRANSACTIONS

	2018	2019	NET CHANGE	CHANGE (%)
Daily	1,218	2,418	1,200	98.52%
Cumulative(2/6-18/6)	12,922	19,966	7,044	54.51%
Cumulative(2/1-18/6)	260,393	219,509	-40,884	-15.70%

### 4- SOME FINANCIAL RATIOS FOR THE ASE (18/6/2019)

SECTOR	P/E	P/BV	DIVIDEND YIELD (%)	TURNOVER (%)
FINANCIAL	11.335	1.015	5.667	0.068
SERVICES	15.736	1.097	5.571	0.065
INDUSTRY	19.169	1.293	4.099	0.092
OVERALL	11.807	1.089	5.638	0.071

### 5- STOCK PRICE INDEX WEIGHTED BY FREE FLOAT MARKET CAPITALIZATION (1999=1000)

	MONDAY 17/06/2019	TUESDAY 18/06/2019	% CHANGE	
			DAY BEFORE	YTD
GENERAL	1829.3	1832.0	0.15%	-4.02%
FINANCIAL	2535.3	2537.5	0.09%	-4.34%
SERVICES	1227.0	1229.6	0.21%	-3.92%
INDUSTRY	1831.1	1838.2	0.39%	-2.36%

### 6- STOCK PRICE INDEX WEIGHTED BY MARKET CAPITALIZATION (1991=1000)

	MONDAY 17/06/2019	TUESDAY 18/06/2019	% CHANGE	
			DAY BEFORE	YTD
GENERAL	3561.8	3565.2	0.09%	-6.11%
BANKS	7526.9	7526.7	0.00%	-8.72%
INSURANCE	1324.1	1320.8	-0.25%	-4.05%
SERVICES	734.9	735.6	0.09%	-7.68%
INDUSTRY	2374.3	2382.9	0.36%	3.10%

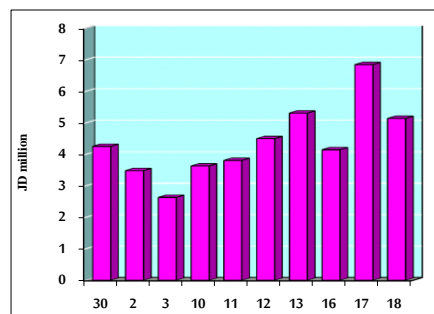
### 7- STOCK PRICE MARKET INDEX WEIGHTED BY FREE FLOAT MARKET CAP. (2012=1000)

	MONDAY 17/06/2019	TUESDAY 18/06/2019	% CHANGE	
			DAY BEFORE	YTD
FIRST MARKET	965.3	966.9	0.17%	-4.39%
SECOND MARKET	841.6	844.5	0.34%	1.55%

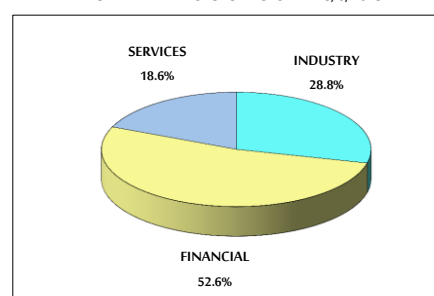
### 8- MARKET CAPITALIZATION (JD)

ASE MARKET CAPITALIZATION	15,156,558,221	15,171,133,228	0.10%	-5.90%
---------------------------	----------------	----------------	-------	--------

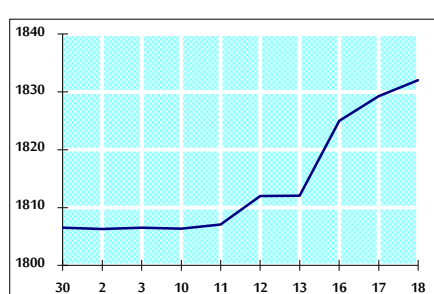
VALUE TRADED FROM 30/5 TO 18/6/2019



VALUE TRADED BY SECTOR TUESDAY 18/6/2019



GENERAL FREE FLOAT PRICE INDEX FROM 30/5 TO 18/6/2019



GENERAL PRICE INDEX FROM 30/5 TO 18/6/2019

