

Daily Summary for Amman Stock Exchange

1- VALUE TRADED (JD)

	2018	2019	NET CHANGE	CHANGE (%)
Daily	2,714,886	6,849,987	4,135,101	152.31%
Cumulative(2/6-17/6)	27,767,887	34,392,814	6,624,927	23.86%
Cumulative(2/1-17/6)	733,984,765	605,277,648	-128,707,117	-17.54%

2- NO. OF SHARES TRADED

	2018	2019	NET CHANGE	CHANGE (%)
Daily	2,205,647	6,945,687	4,740,040	214.90%
Cumulative(2/6-17/6)	22,573,043	36,154,120	13,581,077	60.17%
Cumulative(2/1-17/6)	566,203,949	477,584,592	-88,619,357	-15.65%

3- NO. OF TRANSACTIONS

	2018	2019	NET CHANGE	CHANGE (%)
Daily	1,280	2,702	1,422	111.09%
Cumulative(2/6-17/6)	11,704	17,548	5,844	49.93%
Cumulative(2/1-17/6)	259,175	217,091	-42,084	-16.24%

4- SOME FINANCIAL RATIOS FOR THE ASE (17/6/2019)

SECTOR	P/E	P/BV	DIVIDEND YIELD (%)	TURNOVER (%)
FINANCIAL	11.332	1.014	5.669	0.095
SERVICES	15.719	1.096	5.577	0.082
INDUSTRY	19.111	1.290	4.112	0.172
OVERALL	11.796	1.088	5.644	0.103

5- STOCK PRICE INDEX WEIGHTED BY FREE FLOAT MARKET CAPITALIZATION (1999=1000)

	SUNDAY 16/06/2019	MONDAY 17/06/2019	% CHANGE	
			DAY BEFORE	YTD
GENERAL	1825.0	1829.3	0.23%	-4.17%
FINANCIAL	2535.2	2535.3	0.00%	-4.42%
SERVICES	1230.1	1227.0	-0.26%	-4.13%
INDUSTRY	1807.0	1831.1	1.33%	-2.74%

6- STOCK PRICE INDEX WEIGHTED BY MARKET CAPITALIZATION (1991=1000)

	SUNDAY 16/06/2019	MONDAY 17/06/2019	% CHANGE	
			DAY BEFORE	YTD
GENERAL	3553.8	3561.8	0.23%	-6.20%
BANKS	7521.8	7526.9	0.07%	-8.72%
INSURANCE	1325.8	1324.1	-0.13%	-3.81%
SERVICES	736.0	734.9	-0.14%	-7.76%
INDUSTRY	2353.0	2374.3	0.91%	2.72%

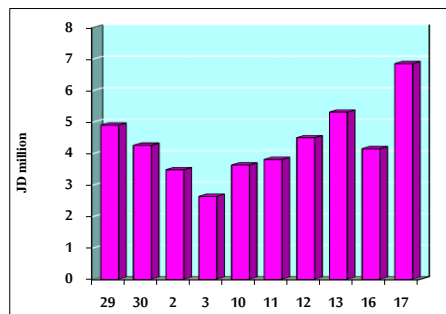
7- STOCK PRICE MARKET INDEX WEIGHTED BY FREE FLOAT MARKET CAP. (2012=1000)

	SUNDAY 16/06/2019	MONDAY 17/06/2019	% CHANGE	
			DAY BEFORE	YTD
FIRST MARKET	962.9	965.3	0.25%	-4.55%
SECOND MARKET	839.3	841.6	0.28%	1.20%

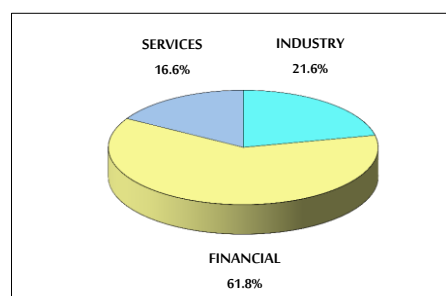
8- MARKET CAPITALIZATION (JD)

ASE MARKET CAPITALIZATION	15,127,932,183	15,156,558,221	0.19%	-5.99%
---------------------------	----------------	----------------	-------	--------

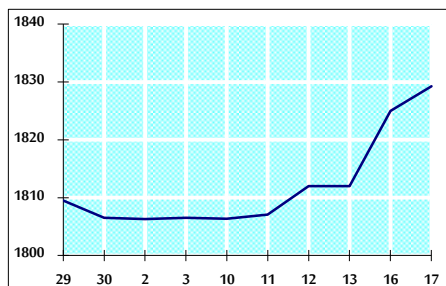
VALUE TRADED FROM 29/5 TO 17/6/2019



VALUE TRADED BY SECTOR MONDAY 17/6/2019



GENERAL FREE FLOAT PRICE INDEX FROM 29/5 TO 17/6/2019



GENERAL PRICE INDEX FROM 29/5 TO 17/6/2019

