

Daily Summary for Amman Stock Exchange

1- VALUE TRADED (JD)

	2018	2019	NET CHANGE	CHANGE (%)
Daily	4,974,561	4,153,428	-821,133	-16.51%
Cumulative(2/6-16/6)	25,053,001	27,542,827	2,489,826	9.94%
Cumulative(2/1-16/6)	731,269,879	598,427,661	-132,842,218	-18.17%

2- NO. OF SHARES TRADED

	2018	2019	NET CHANGE	CHANGE (%)
Daily	3,975,213	5,225,118	1,249,905	31.44%
Cumulative(2/6-16/6)	20,367,396	29,208,433	8,841,037	43.41%
Cumulative(2/1-16/6)	563,998,302	470,638,905	-93,359,397	-16.55%

3- NO. OF TRANSACTIONS

	2018	2019	NET CHANGE	CHANGE (%)
Daily	1,763	2,548	785	44.53%
Cumulative(2/6-16/6)	10,424	14,846	4,422	42.42%
Cumulative(2/1-16/6)	257,895	214,389	-43,506	-16.87%

4- SOME FINANCIAL RATIOS FOR THE ASE (16/6/2019)

SECTOR	P/E	P/BV	DIVIDEND YIELD (%)	TURNOVER (%)
FINANCIAL	11.326	1.014	5.673	0.074
SERVICES	15.762	1.099	5.562	0.078
INDUSTRY	18.934	1.278	4.143	0.092
OVERALL	11.769	1.086	5.656	0.077

5- STOCK PRICE INDEX WEIGHTED BY FREE FLOAT MARKET CAPITALIZATION (1999=1000)

	THURSDAY 13/06/2019	SUNDAY 16/06/2019	% CHANGE	
			DAY BEFORE	YTD
GENERAL	1812.0	1825.0	0.72%	-4.39%
FINANCIAL	2511.8	2535.2	0.93%	-4.43%
SERVICES	1227.6	1230.1	0.21%	-3.88%
INDUSTRY	1807.9	1807.0	-0.05%	-4.02%

6- STOCK PRICE INDEX WEIGHTED BY MARKET CAPITALIZATION (1991=1000)

	THURSDAY 13/06/2019	SUNDAY 16/06/2019	% CHANGE	
			DAY BEFORE	YTD
GENERAL	3516.2	3553.8	1.07%	-6.41%
BANKS	7418.8	7521.8	1.39%	-8.78%
INSURANCE	1327.3	1325.8	-0.11%	-3.68%
SERVICES	733.0	736.0	0.40%	-7.64%
INDUSTRY	2338.7	2353.0	0.61%	1.80%

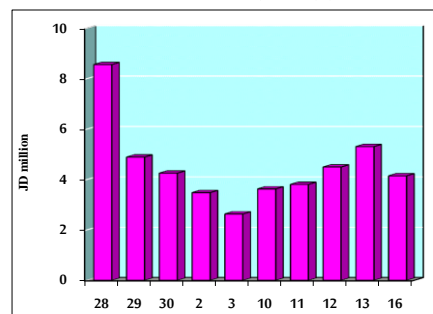
7- STOCK PRICE MARKET INDEX WEIGHTED BY FREE FLOAT MARKET CAP. (2012=1000)

	THURSDAY 13/06/2019	SUNDAY 16/06/2019	% CHANGE	
			DAY BEFORE	YTD
FIRST MARKET	956.1	962.9	0.71%	-4.78%
SECOND MARKET	833.6	839.3	0.68%	0.92%

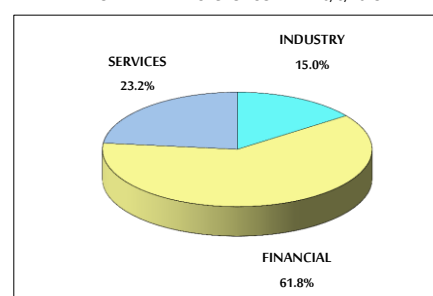
8- MARKET CAPITALIZATION (JD)

ASE MARKET CAPITALIZATION	14,994,223,284	15,127,932,183	0.89%	-6.17%
---------------------------	----------------	----------------	-------	--------

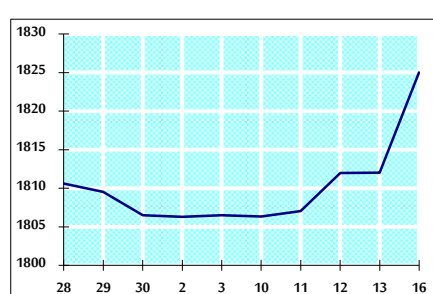
VALUE TRADED FROM 28/5 TO 16/6/2019



VALUE TRADED BY SECTOR SUNDAY 16/6/2019



GENERAL FREE FLOAT PRICE INDEX FROM 28/5 TO 16/6/2019



GENERAL PRICE INDEX FROM 28/5 TO 16/6/2019

