

Daily Summary for Amman Stock Exchange

1- VALUE TRADED (JD)

	2018	2019	NET CHANGE	CHANGE (%)
Daily	5,626,600	5,570,067	-56,533	-1.00%
Cumulative(2/6-27/6)	63,038,410	89,108,558	26,070,148	41.36%
Cumulative(2/1-27/6)	769,255,288	659,993,392	-109,261,896	-14.20%

2- NO. OF SHARES TRADED

	2018	2019	NET CHANGE	CHANGE (%)
Daily	4,503,540	5,029,702	526,162	11.68%
Cumulative(2/6-27/6)	50,446,892	85,337,816	34,890,924	69.16%
Cumulative(2/1-27/6)	594,077,798	526,768,288	-67,309,510	-11.33%

3- NO. OF TRANSACTIONS

	2018	2019	NET CHANGE	CHANGE (%)
Daily	1,537	2,586	1,049	68.25%
Cumulative(2/6-27/6)	22,821	40,782	17,961	78.70%
Cumulative(2/1-27/6)	270,292	240,325	-29,967	-11.09%

4- SOME FINANCIAL RATIOS FOR THE ASE (27/6/2019)

SECTOR	P/E	P/BV	DIVIDEND YIELD (%)	TURNOVER (%)
FINANCIAL	11.569	1.036	5.553	0.058
SERVICES	16.252	1.133	5.394	0.108
INDUSTRY	19.017	1.283	4.132	0.090
OVERALL	12.028	1.110	5.534	0.074

5- STOCK PRICE INDEX WEIGHTED BY FREE FLOAT MARKET CAPITALIZATION (1999=1000)

	WEDNESDAY 26/06/2019	THURSDAY 27/06/2019	% CHANGE	
			DAY BEFORE	YTD
GENERAL	1862.3	1876.5	0.76%	-1.69%
FINANCIAL	2562.2	2576.8	0.57%	-2.86%
SERVICES	1268.2	1301.0	2.58%	1.65%
INDUSTRY	1850.6	1825.6	-1.35%	-3.03%

6- STOCK PRICE INDEX WEIGHTED BY MARKET CAPITALIZATION (1991=1000)

	WEDNESDAY 26/06/2019	THURSDAY 27/06/2019	% CHANGE	
			DAY BEFORE	YTD
GENERAL	3622.3	3632.3	0.27%	-4.34%
BANKS	7651.5	7695.7	0.58%	-6.67%
INSURANCE	1310.5	1314.8	0.33%	-4.48%
SERVICES	743.9	749.6	0.78%	-5.92%
INDUSTRY	2424.7	2403.6	-0.87%	3.99%

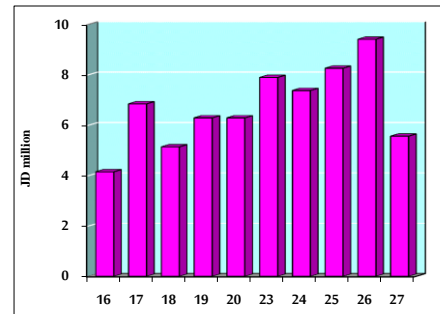
7- STOCK PRICE MARKET INDEX WEIGHTED BY FREE FLOAT MARKET CAP. (2012=1000)

	WEDNESDAY 26/06/2019	THURSDAY 27/06/2019	% CHANGE	
			DAY BEFORE	YTD
FIRST MARKET	984.0	992.8	0.89%	-1.83%
SECOND MARKET	850.7	853.9	0.37%	2.68%

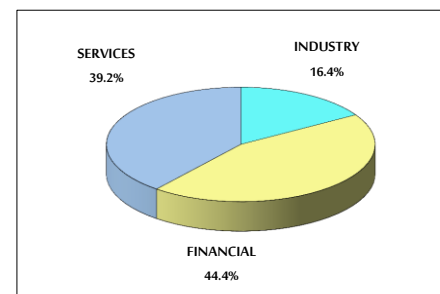
8- MARKET CAPITALIZATION (JD)

ASE MARKET CAPITALIZATION	15,376,456,454	15,418,931,579	0.28%	-4.37%
---------------------------	----------------	----------------	-------	--------

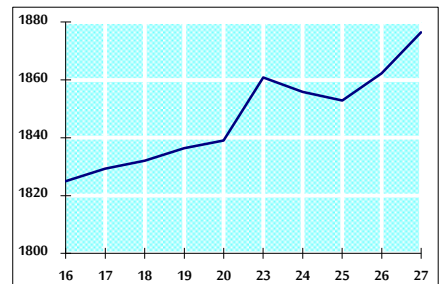
VALUE TRADED FROM 16/6 TO 27/6/2019



VALUE TRADED BY SECTOR THURSDAY 27/6/2019



GENERAL FREE FLOAT PRICE INDEX FROM 16/6 TO 27/6/2019



GENERAL PRICE INDEX FROM 16/6 TO 27/6/2019

