

Daily Summary for Amman Stock Exchange

1- VALUE TRADED (JD)

	2018	2019	NET CHANGE	CHANGE (%)
Daily	5,560,949	9,408,952	3,848,003	69.20%
Cumulative(2/6-26/6)	57,411,810	83,538,491	26,126,681	45.51%
Cumulative(2/1-26/6)	763,628,688	654,423,325	-109,205,363	-14.30%

2- NO. OF SHARES TRADED

	2018	2019	NET CHANGE	CHANGE (%)
Daily	3,859,945	6,447,914	2,587,969	67.05%
Cumulative(2/6-26/6)	45,943,352	80,308,114	34,364,762	74.80%
Cumulative(2/1-26/6)	589,574,258	521,738,586	-67,835,672	-11.51%

3- NO. OF TRANSACTIONS

	2018	2019	NET CHANGE	CHANGE (%)
Daily	1,658	2,343	685	41.31%
Cumulative(2/6-26/6)	21,284	38,196	16,912	79.46%
Cumulative(2/1-26/6)	268,755	237,739	-31,016	-11.54%

4- SOME FINANCIAL RATIOS FOR THE ASE (26/6/2019)

SECTOR	P/E	P/BV	DIVIDEND YIELD (%)	TURNOVER (%)
FINANCIAL	11.508	1.030	5.582	0.093
SERVICES	15.982	1.114	5.485	0.101
INDUSTRY	19.310	1.303	4.069	0.100
OVERALL	11.996	1.107	5.549	0.096

5- STOCK PRICE INDEX WEIGHTED BY FREE FLOAT MARKET CAPITALIZATION (1999=1000)

	TUESDAY 25/06/2019	WEDNESDAY 26/06/2019	% CHANGE	
			DAY BEFORE	YTD
GENERAL	1852.9	1862.3	0.51%	-2.44%
FINANCIAL	2543.1	2562.2	0.75%	-3.41%
SERVICES	1266.5	1268.2	0.13%	-0.91%
INDUSTRY	1851.8	1850.6	-0.07%	-1.71%

6- STOCK PRICE INDEX WEIGHTED BY MARKET CAPITALIZATION (1991=1000)

	TUESDAY 25/06/2019	WEDNESDAY 26/06/2019	% CHANGE	
			DAY BEFORE	YTD
GENERAL	3585.2	3622.3	1.04%	-4.60%
BANKS	7527.0	7651.5	1.65%	-7.21%
INSURANCE	1317.3	1310.5	-0.52%	-4.80%
SERVICES	742.5	743.9	0.18%	-6.65%
INDUSTRY	2427.6	2424.7	-0.12%	4.90%

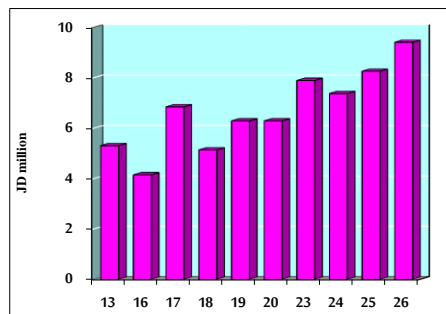
7- STOCK PRICE MARKET INDEX WEIGHTED BY FREE FLOAT MARKET CAP. (2012=1000)

	TUESDAY 25/06/2019	WEDNESDAY 26/06/2019	% CHANGE	
			DAY BEFORE	YTD
FIRST MARKET	978.7	984.0	0.55%	-2.69%
SECOND MARKET	847.4	850.7	0.40%	2.30%

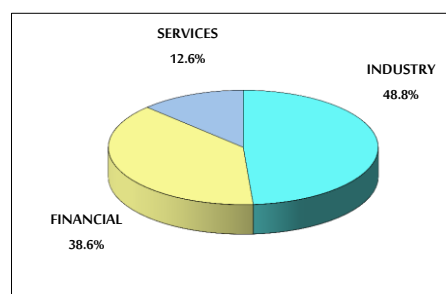
8- MARKET CAPITALIZATION (JD)

ASE MARKET CAPITALIZATION	15,233,098,916	15,376,456,454	0.94%	-4.63%
---------------------------	----------------	----------------	-------	--------

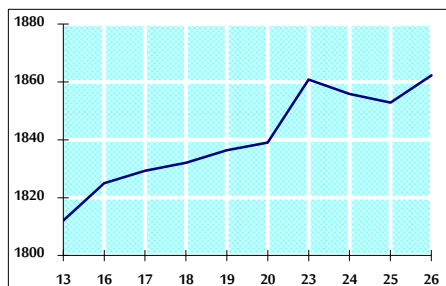
VALUE TRADED FROM 13/6 TO 26/6/2019



VALUE TRADED BY SECTOR WEDNESDAY 26/6/2019



GENERAL FREE FLOAT PRICE INDEX FROM 13/6 TO 26/6/2019



GENERAL PRICE INDEX FROM 13/6 TO 26/6/2019

